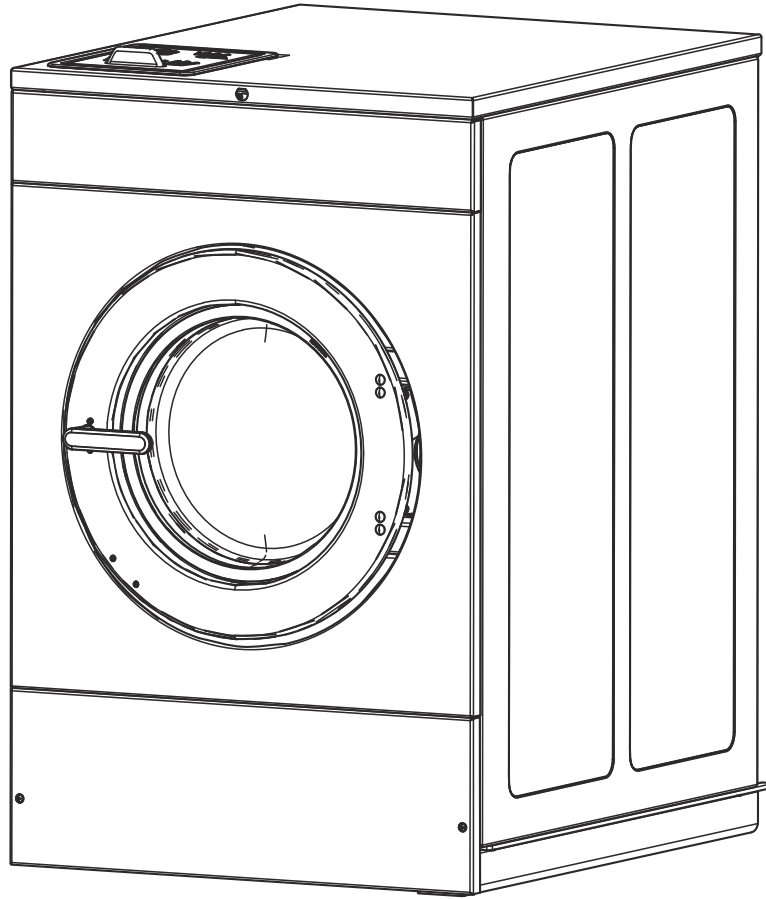


# Washer-Extractor

Cabinet Hardmount

Design 4, 6 and 7

Refer to Page 5 for Model Numbers



C-CHM2C3\_F8674701



# Table of Contents

Title	Page
Parts Ordering Information.....	3
Serial Plate Location .....	3
Model Identification .....	5
Product Overview - Galaxy 600 International, Galaxy 600 Network International and Easy Control.....	6
Labels .....	8
Control Module and Front Tray Assembly .....	10
Control Tray Assembly.....	12
Inverter Drive Box - 20 and 30 Pound Models with B Voltage .....	14
Inverter Drive Box - 20 and 30 Pound Models with N, P, Q, W, X and Y Voltage.....	16
Inverter Drive Box - 40 Pound Models with B Voltage .....	18
Inverter Drive Box - 40 Pound Models with N, P, Q, W, X and Y Voltage.....	20
Inverter Drive Box - 60 Pound Models with Q and X Voltage .....	22
Inverter Drive Box - 60 Pound Models with N and P Voltage.....	24
External Supply Kit.....	26
Inverter Drive .....	28
Front Panels and Control Panel - Design 4 .....	30
Front Panels and Control Panel - Design 6 .....	32
Front Panels and Control Panel - Design 7 (Drawing 1 of 3).....	34
Front Panels and Control Panel - Design 7 (Drawing 2 of 3).....	36
Front Panels and Control Panel - Design 7 (Drawing 3 of 3).....	38
Rear and Top Panels .....	40
Side Panels (Drawing 1 of 2) .....	42
Side Panels (Drawing 2 of 2) .....	44
Door - 20 Pound H Models .....	46
Door - 20 Pound B and P Models .....	48
Door - 30 Pound H Models .....	50
Door - 30 Pound B and P Models .....	52
Door - 40 and 60 Pound H Models .....	54
Door - 40 and 60 Pound B and P Models .....	56
Door Lock.....	58
Shell Front, Basket, Shell and Frame Template .....	60
Bearing Housing .....	62
Drain Plumbing .....	64
Pump Drain Plumbing - 20, 30 and 40 Pound Models.....	66
Fill Plumbing - 20 Pound Models .....	68
Fill Plumbing - 30 Pound Models .....	70
Fill Plumbing - 40 Pound Models .....	72
Fill Plumbing - 60 Pound Models .....	74
Motor, Pulley and Belt - 20 and 30 Pound Models.....	76
Motor, Pulley and Belt - 40 and 60 Pound Models.....	78
Electric Heating.....	80

© Copyright 2023, Alliance Laundry Systems LLC

All rights reserved. No part of the contents of this book may be reproduced or transmitted in any form or by any means without the expressed written consent of the publisher.

Steam Heating - 40 and 60 Pound Models .....	82
Special Tools and Kits .....	84
Parts Index.....	87

## Parts Ordering Information

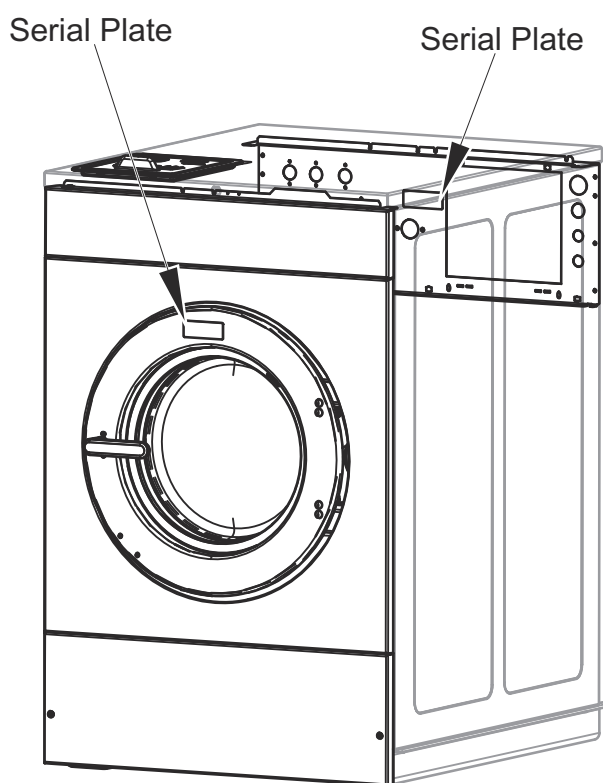
If literature or replacement parts are required, contact the source from whom the machine was purchased or contact Alliance Laundry Systems at (920) 748-3950 for the name and address of the nearest authorized parts distributor.

For technical assistance, call the number listed below:

(920) 748-3121 Ripon, Wisconsin

## Serial Plate Location

When calling or writing about your product, be sure to mention model and serial numbers. Model and serial numbers are located on serial plate(s) as shown.



C-CHM2C2\_F8674701

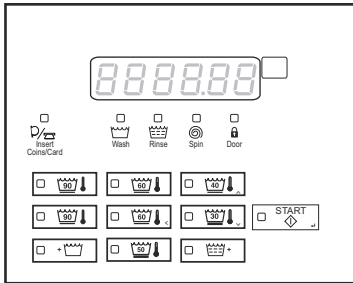
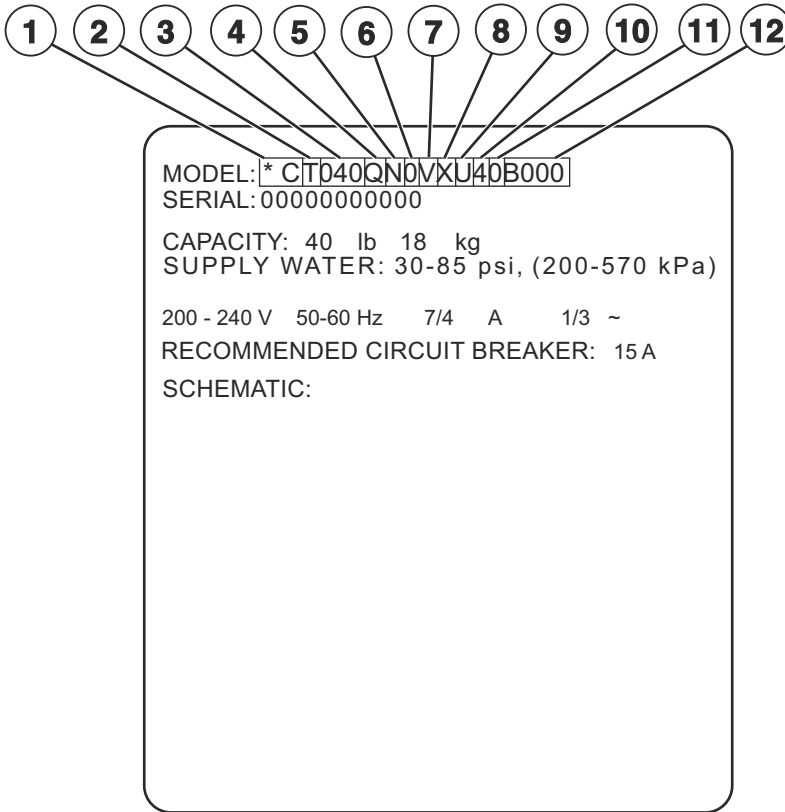


## Model Identification

Information in this manual is applicable to these washer-extractor models:

BCA020NL	BCL060NL	HCE020WY	HCJ030NY	PCG060NL
BCA020NY	BCL060NY	HCE030NL	HCJ030WL	PCG060NY
BCA020WL	BCL060WL	HCE030NY	HCJ030WY	PCK020NL
BCA020WY	BCL060WY	HCE030WL	HCJ040NL	PCK020NY
BCA030NL	BCT020NL	HCE030WY	HCJ040NY	PCK020WL
BCA030NY	BCT020NY	HCE040NL	HCJ040WL	PCK020WY
BCA030WL	BCT020WL	HCE040NY	HCJ040WY	PCK030NL
BCA030WY	BCT020WY	HCE040WL	HCJ060NL	PCK030NY
BCA040NL	BCT030NL	HCE040WY	HCJ060NY	PCK030WL
BCA040NY	BCT030NY	HCE060NL	HCJ060WL	PCK030WY
BCA040WL	BCT030WL	HCE060NY	HCJ060WY	PCK040NL
BCA040WY	BCT030WY	HCE060WL	HCU020NL	PCK040NY
BCA060NL	BCT040NL	HCE060WY	HCU020NY	PCK040WL
BCA060NY	BCT040NY	HCG020NL	HCU020WL	PCK040WY
BCA060WL	BCT040WL	HCG020NY	HCU020WY	PCK060NL
BCA060WY	BCT040WY	HCG020WL	HCU030NL	PCK060NY
BCG020NL	BCT060NL	HCG020WY	HCU030NY	PCK060WL
BCG020NY	BCT060NY	HCG030NL	HCU030WL	PCK060WY
BCG030NL	BCT060WL	HCG030NY	HCU030WY	PCL020NL
BCG030NY	BCT060WY	HCG030WL	HCU040NL	PCL020NY
BCG040NL	HCA020NL	HCG030WY	HCU040NY	PCL020WL
BCG040NY	HCA020NY	HCG040NL	HCU040WL	PCL020WY
BCG060NL	HCA020WL	HCG040NY	HCU040WY	PCL030NL
BCG060NY	HCA020WY	HCG040WL	HCU060NL	PCL030NY
BCK020NL	HCA030NL	HCG040WY	HCU060NY	PCL030WL
BCK020NY	HCA030NY	HCG060NL	HCU060WL	PCL030WY
BCK020WL	HCA030WL	HCG060NY	HCU060WY	PCL040NL
BCK020WY	HCA030WY	HCG060WL	PCA020NL	PCL040NY
BCK030NL	HCA040NL	HCG060WY	PCA020NY	PCL040WL
BCK030NY	HCA040NY	HCH020NL	PCA020WL	PCL040WY
BCK030WL	HCA040WL	HCH020NY	PCA020WY	PCL060NL
BCK030WY	HCA040WY	HCH020WL	PCA030NL	PCL060NY
BCK040NL	HCA060NL	HCH020WY	PCA030NY	PCL060WL
BCK040NY	HCA060NY	HCH030NL	PCA030WL	PCL060WY
BCK040WL	HCA060WL	HCH030NY	PCA030WY	PCT020NL
BCK040WY	HCA060WY	HCH030WL	PCA040NL	PCT020NY
BCK060NL	HCD020NL	HCH030WY	PCA040NY	PCT020WL
BCK060NY	HCD020NY	HCH040NL	PCA040WL	PCT020WY
BCK060WL	HCD020WL	HCH040NY	PCA040WY	PCT030NL
BCK060WY	HCD020WY	HCH040WL	PCA060NL	PCT030NY
BCL020NL	HCD030NL	HCH040WY	PCA060NY	PCT030WL
BCL020NY	HCD030NY	HCH060NL	PCA060WL	PCT030WY
BCL020WL	HCD030WL	HCH060NY	PCA060WY	PCT040NL
BCL020WY	HCD030WY	HCH060WL	PCG020NL	PCT040NY
BCL030NL	HCD040NL	HCH060WY	PCG020NY	PCT040WL
BCL030NY	HCD040NY	HCJ020NL	PCG030NL	PCT040WY
BCL030WL	HCD040WL	HCJ020NY	PCG030NY	PCT060NL
BCL030WY	HCD040WY	HCJ020WL	PCG030WL	PCT060NY
BCL040NL	HCE020NL	HCJ020WY	PCG030WY	PCT060WL
BCL040NY	HCE020NY	HCJ030NL	PCG040NL	PCT060WY
BCL040WL	HCE020WL		PCG040NY	
BCL040WY				

# Product Overview - Galaxy 600 International, Galaxy 600 Network International and Easy Control



**Galaxy 600 International,  
Galaxy 600 International Network  
and Easy Control**

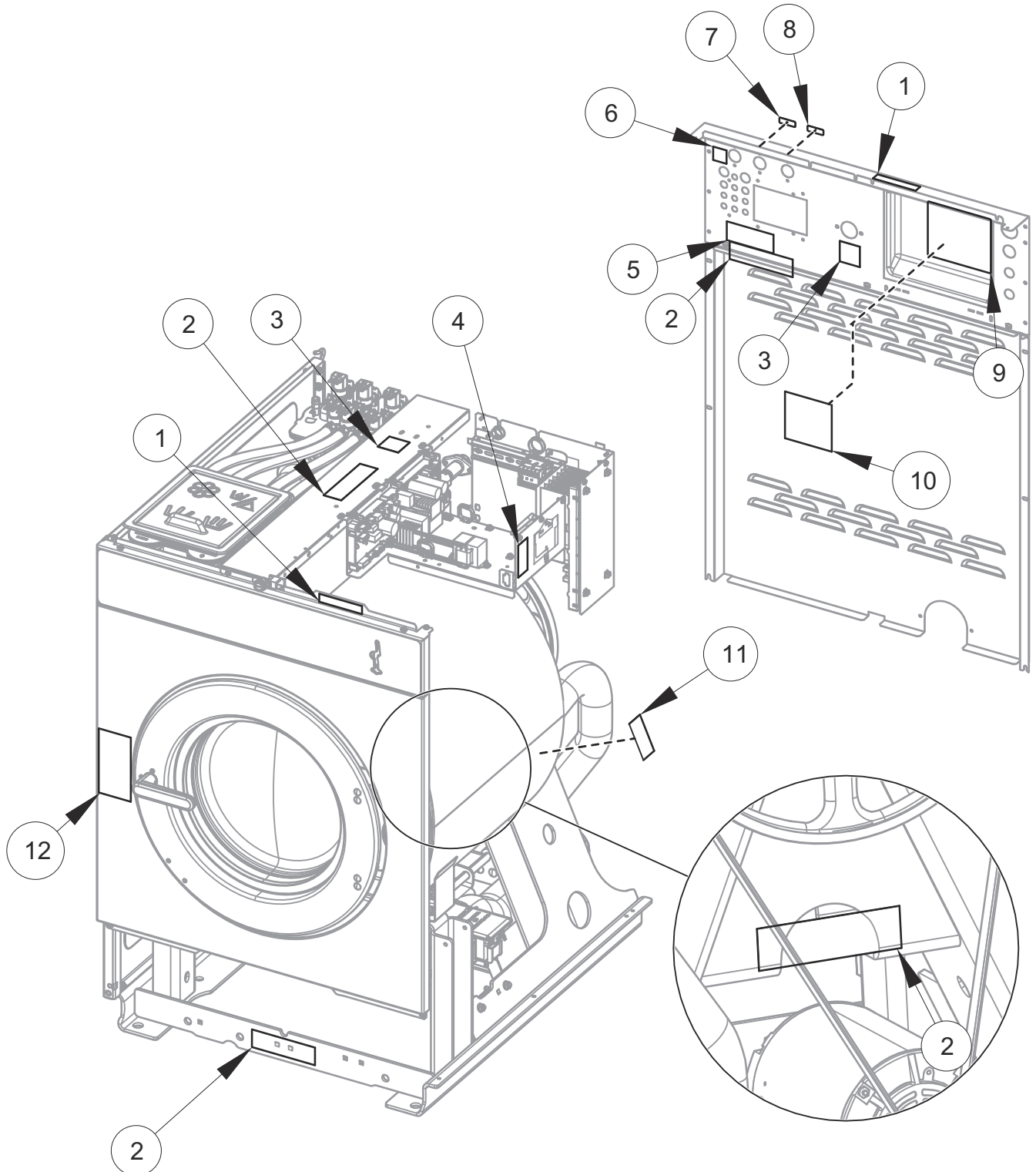
CHM3512P\_F8674701



# Product Overview - Galaxy 600 International, Galaxy 600 Network International and Easy Control

REF	PART NO.	DESCRIPTION	COMMENTS
1	-	Product Family	BC HC PC
2	-	Market Approvals	A (Australia IEC) D (Brazil IEC) G (International) H (China-ROHS IEC) J (Japan-PSE IEC) K (Korea IEC) L (Thailand-TISI IEC) T (North America) U (International CE/EAC IEC)
3	-	Capacity (Dry Weight in Pounds)	020 030 040 060
4	-	Control	N W
5	-	Actuation	L (Central Pay) X (Prep for Coin) Y (Prep for Card) C (Single Coin) D (Dual Coin) E (Electronic Drop) T (Token) F (Single Coin + CD Lock and Key) Q (Dual Coin + CD Lock and Key) H (Electronic Drop + CD Lock and Key) V (Token + CD Lock and Key)
6	-	Coin Meter	0 (Standard) 1 (CD Lock and Key)
7	-	Speed	F (F-Speed) V (V-Speed)
8	-	Voltage	B (120/60/1) W (200-240/50/1/3) Y (200-240/60/1/3) X (200-240/50-60/1/3) Q (200-240/50-60/3) P (380-415/50-60/3) N (440-480/50-60/3)
9	-	Panel	B (Chrome Door) C (Chrome Door) U (Vinyl) 1 (Stainless Steel Side)
10	-	Design	4 6 7
11	-	Heat	0 (Standard) D (Steam) E (Electric Heat) P (Prep for Steam)
12	-	Features and Options	

# Labels

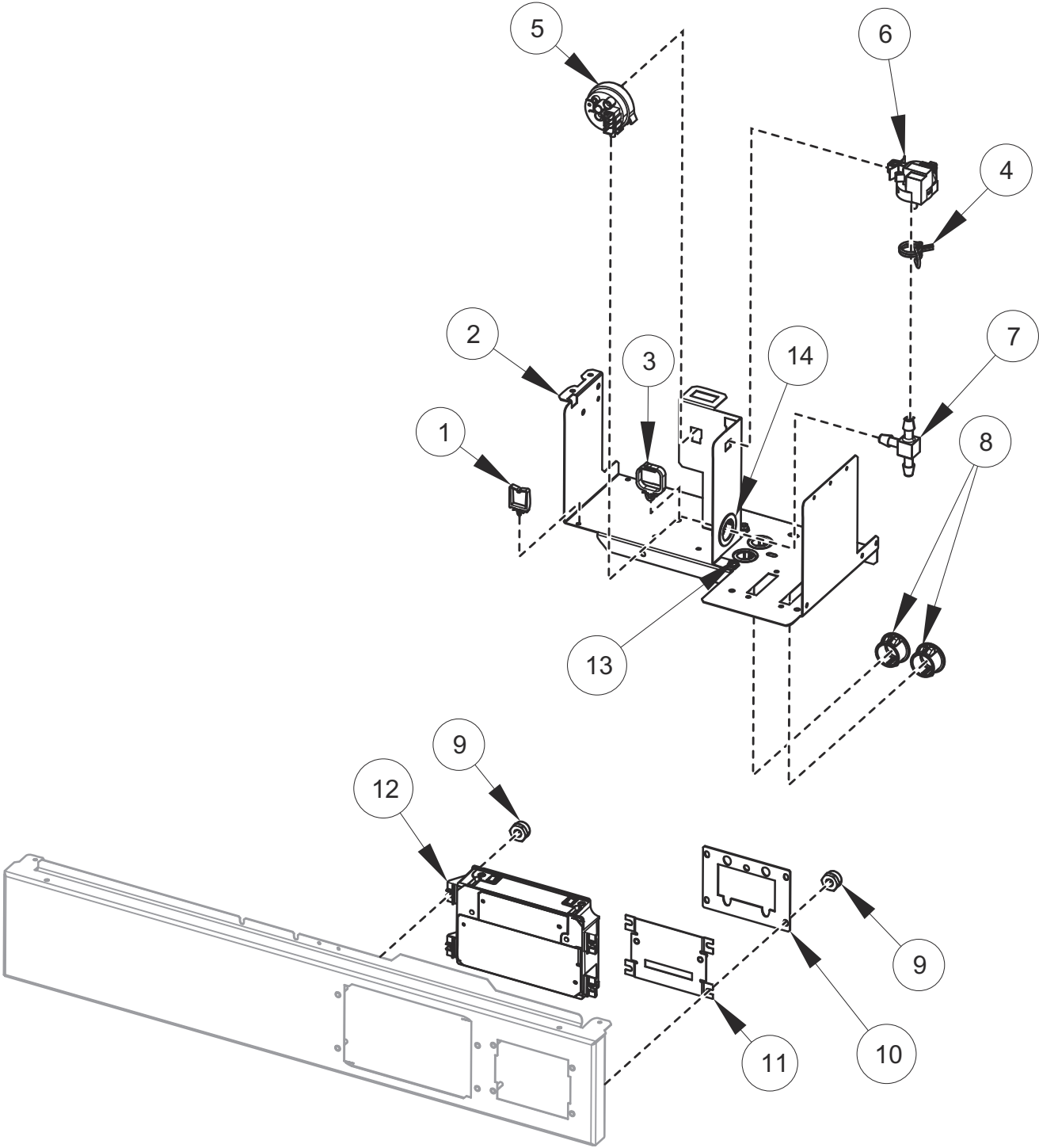


C-CHM2P27\_F8674701

# Labels

REF	PART NO.	DESCRIPTION	COMMENTS
1	F8614501	Danger Label	English/Quebec/French
2	44324001	Warning Label	Pinch/Shock; English/French
	F8614201	Shock Warning Label	Icon
	F8615701	Pinch Warning Label	Icon
3	F8614301	Hot Surface Warning Label	English/Quebec/French
	F8609001	Hot Surface Warning Label	Icon
4	F8601301	Label	Warning; Underground components
5	F8609401	Label	Notice; Chemical connection
6	203853	Label	ROHS (China)
7	F8611301	Label	Hot water; Icon
8	F8611401	Label	Cold water; Icon
9	F8611601	Warning Label	Warning; English/Quebec/French
10	F8602401	Label	Notice; Large expansion board
11	70538401	Pinch Warning Label	English/French
	F8615701	Pinch Warning Label	Icon
12	F8614801	Label	Warning fire/injury; English/Quebec/French

# Control Module and Front Tray Assembly

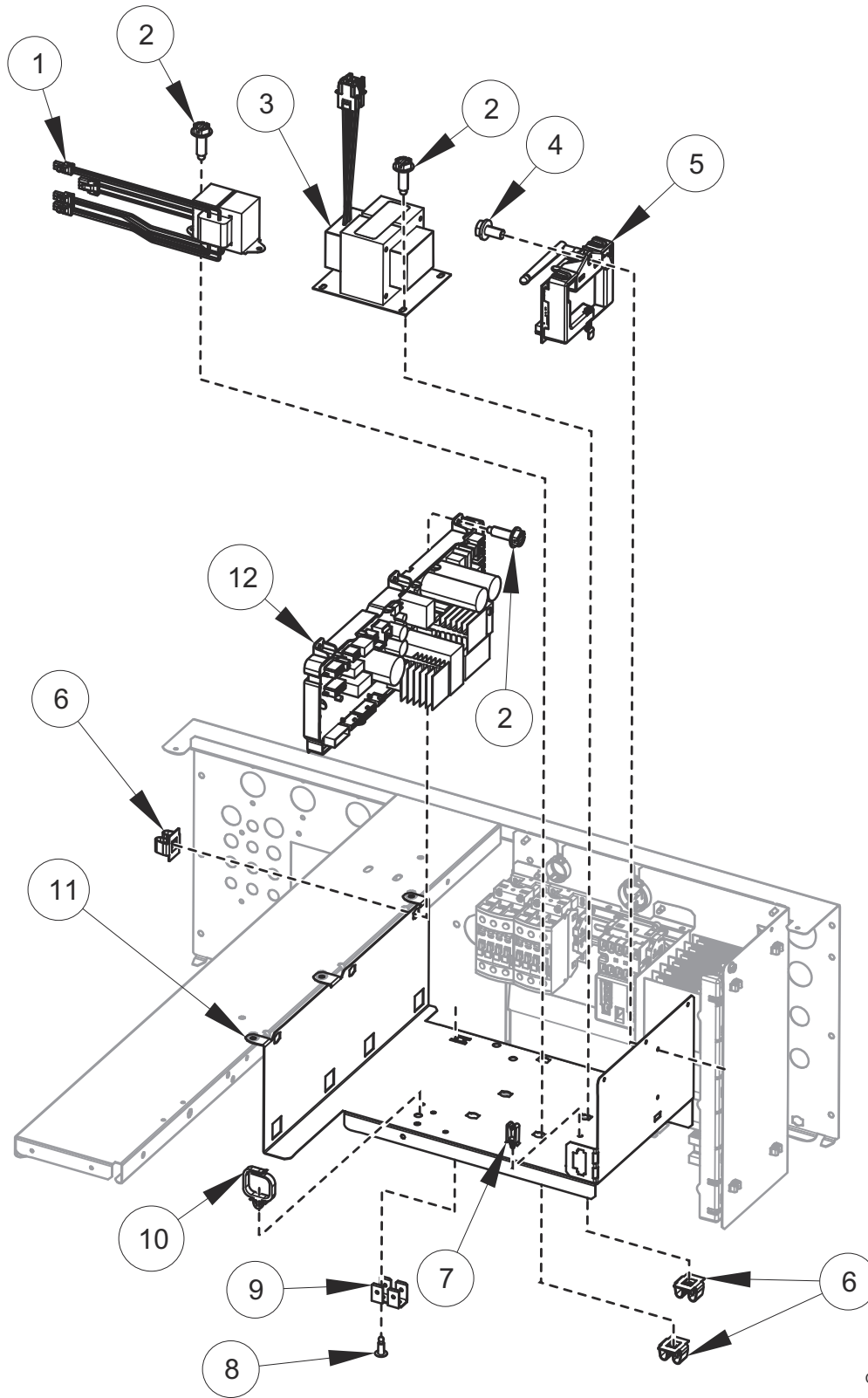


C-CHM5P3\_F8674701

## Control Module and Front Tray Assembly

REF	PART NO.	DESCRIPTION	COMMENTS
	44374701	App Pay Overlay Kit	
	203361P	Machine ID Control Assembly	
	F8567307	Front Tray Assembly	20 pound models; Includes items 1-3, 6, 8, 13, 14, 70413301 Pushbutton Switch
	F8567310	Front Tray Assembly	20 pound models; Steam or electric heat; Includes items 1-8, 13, 14, and 70413301 Pushbutton Switch
	F8567308	Front Tray Assembly	30 pound models; Includes items 1-3, 6, 8, 13, 14, 70413301 Pushbutton Switch
	F8567311	Front Tray Assembly	30 pound models; Steam or electric heat; Includes items 1-8, 13, 14, and 70413301 Pushbutton Switch
	F8567309	Front Tray Assembly	40 and 60 pound models; Includes items 1-3, 6, 8, 13, 14, 70413301 Pushbutton Switch
	F8567312	Front Tray Assembly	40 and 60 pound models; Steam or electric heat; Includes items 1-8, 13, 14, and 70413301 Pushbutton Switch
	44342801	Central Pay Harness	Models through December 2018
	F8519301	Harness	Tray power harness
	F8519501	Harness	20 and 30 pound models; Communication
	F8519502	Harness	40 and 60 pound models; Communication
	F8519702	Coin Vault Bypass Harness	
	F8519601	Harness	Coin access
	F8519403	Emergency Stop Bypass Harness	
<b>1</b>	70366201	Wire Clip	
<b>2</b>	F8531001	Front Tray Assembly	
<b>3</b>	F8449501	Wire Clip	
<b>4</b>	39282	Hose Clamp	
<b>5</b>	F8609101	Water Level Pressure Switch	Steam or electric heat
	F8405303	Tubing	Electric heat
<b>6</b>	F8623401	Pressure Sensor	
	F8405302	Tubing	Electric heat
<b>7</b>	203464	Barbed Tee	Steam or electric heat
<b>8</b>	M411826	Snap Bushing	
<b>9</b>	685846	Nut	
<b>10</b>	70208801	Mounting Plate	
<b>11</b>	F8201501	Card Plate Assembly	
<b>12</b>	F8493901P	Control Assembly	
<b>13</b>	F140938	Snap Bushing	
<b>14</b>	M402542	Snap Bushing	

# Control Tray Assembly

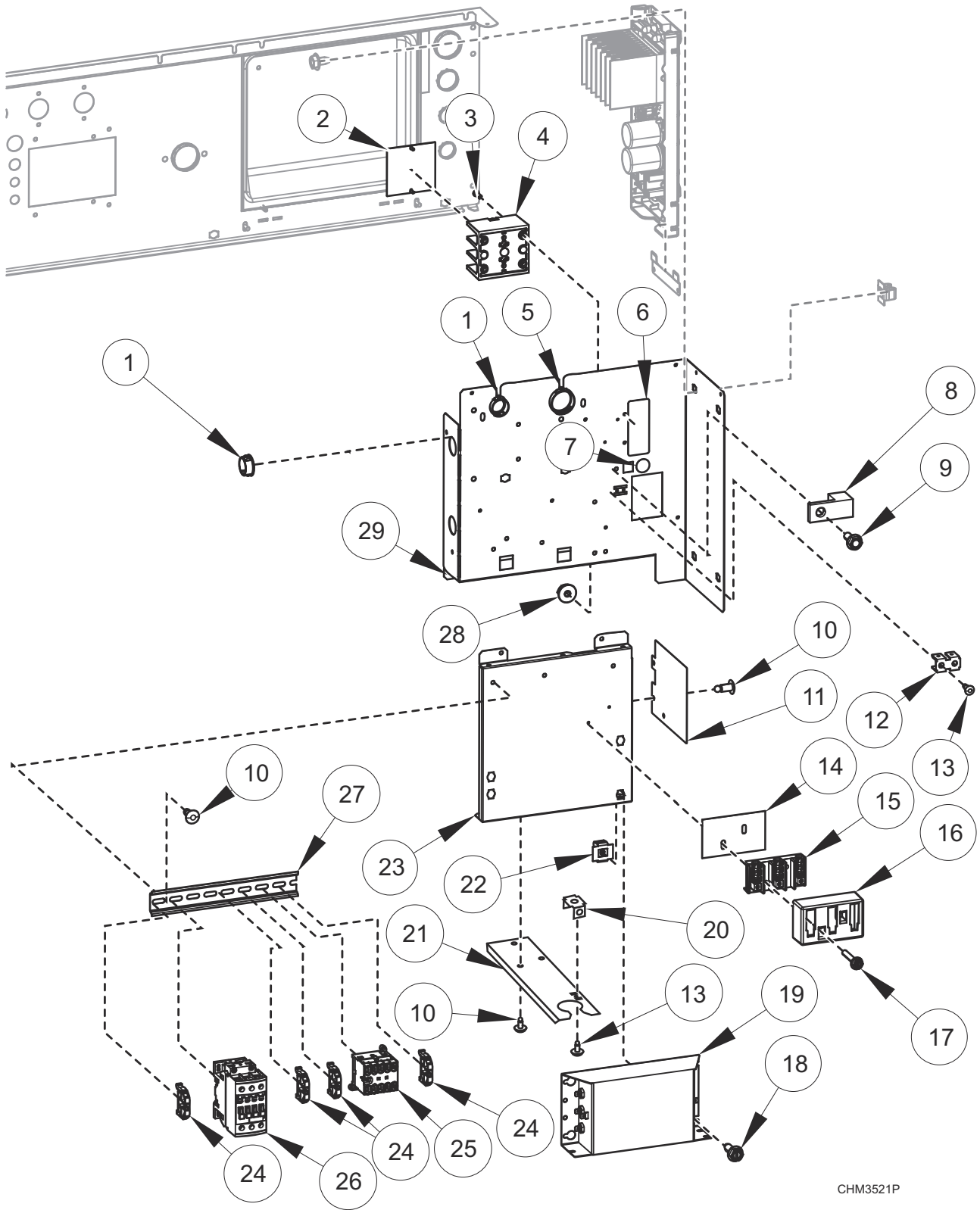


C-CHM5P2\_F8674701

# Control Tray Assembly

REF	PART NO.	DESCRIPTION	COMMENTS
	44374701	App Pay Overlay Kit	
	F8520403	Wireless Harness	20 and 30 pound models through January 2019
	F8674003	Wireless Harness	20 and 30 pound models starting February 2019
	F8520404	Wireless Harness	40 and 60 pound models through January 2019
	F8674004	Wireless Harness	40 and 60 pound models starting February 2019
	F8662401	Wireless Kit	20 and 30 pound models through January 2019; Includes items 4, 5, F8520403 Wireless Harness and labels
	F8676001	Wireless Kit	20 and 30 pound models starting February 2019; Includes items 4, 5, F8674003 Wireless Harness and labels
	F8662402	Wireless Kit	40 and 60 pound models through January 2019; Includes items 4, 5, F8520404 Wireless Harness and labels
	F8676101	Wireless Kit	40 and 60 pound models starting February 2019; Includes items 4, 5, F8674004 Wireless Harness and labels
	205391P	Gateway	
<b>1</b>	202757	Transformer	B voltage with external supply
	202758	Transformer	N, P, Q, W, X and Y voltage with external supply
<b>2</b>	F8206901	Screw	
<b>3</b>	F8491101	Transformer	N and P voltage
<b>4</b>	430497	Screw	
<b>5</b>	203532	Wireless Network Control Assembly	Models through January 2019
	807211	Wireless Network Control Assembly	Models starting February 2019
<b>6</b>	70030501	Expansion Clip	
<b>7</b>	70347601	Wire Clip	External supply
<b>8</b>	M400003	Pop Rivet	
<b>9</b>	00622SG	Terminal	
<b>10</b>	F8449501	Wire Clip	
<b>11</b>	F8530701	Control Tray	
<b>12</b>	F8494101P	Input and Output Control Assembly	

# Inverter Drive Box - 20 and 30 Pound Models with B Voltage



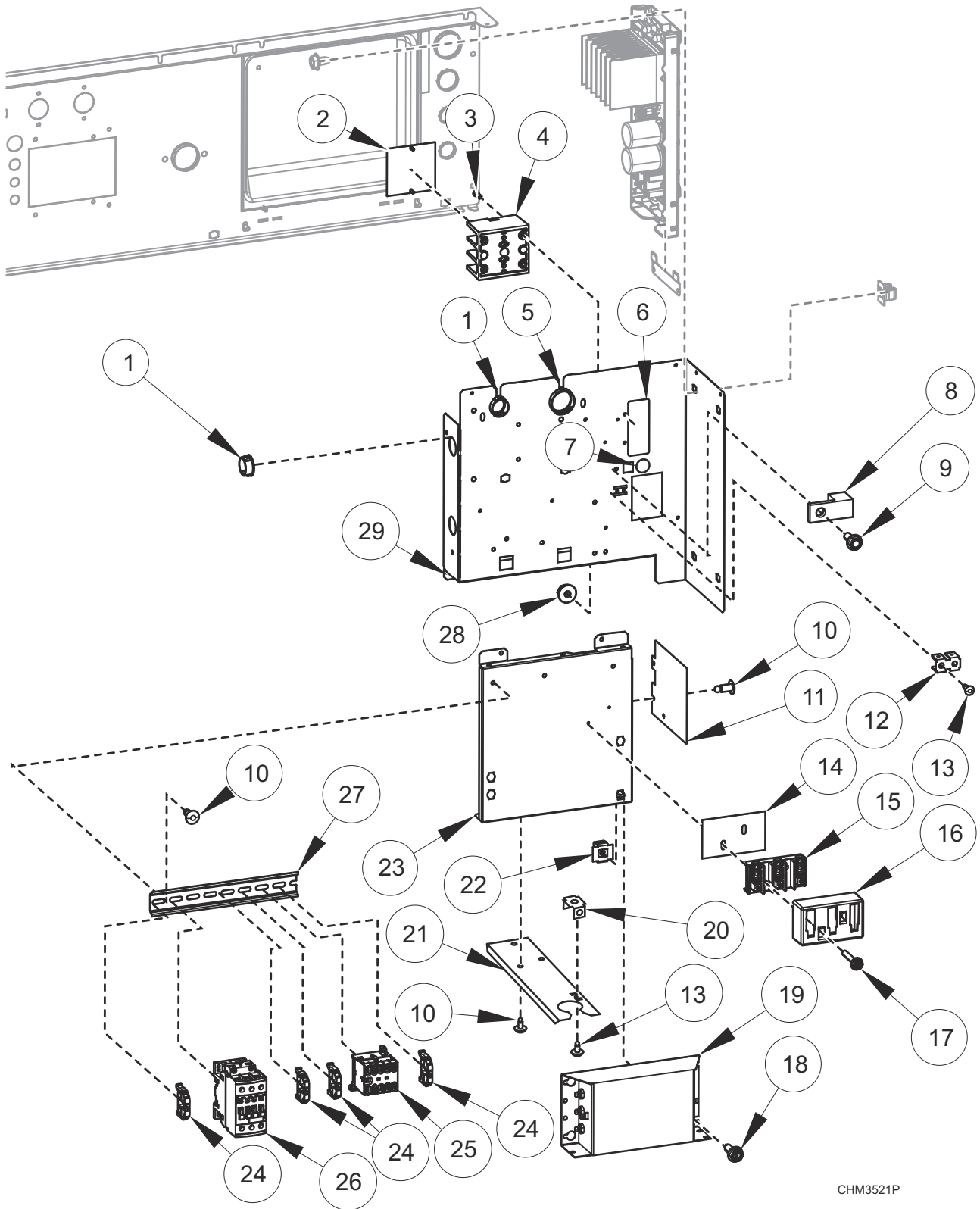
CHM3521P



## Inverter Drive Box - 20 and 30 Pound Models with B Voltage

REF	PART NO.	DESCRIPTION	COMMENTS
	F8567001	Drive Panel Base Assembly	Includes items 10-13, 21, 25 and 27
	F8662801	Filter Kit	Includes items 1, 14-20, harnesses and labels
	F8518405	Harness	Power TB1
	F8518604	Harness	Power drive
	F8528001	Harness	TB filter
	F8528002	Harness	PDB filter; Electric heat
	F8528004	Harness	TB Filter
	F8528006	Harness	TB2 Filter
	F8619101	Power Harness	Power contactor; Electric heat
	F8619102	Harness	Power contactor; Electric heat
<b>1</b>	F140938	Snap Bushing	
<b>2</b>	44014901P	Power Distribution Block Cover	Electric heat
<b>3</b>	39733	Screw	Electric heat
<b>4</b>	M413865	Power Distribution Block	Electric heat
<b>5</b>	70346501	Bushing	
<b>6</b>	44286801	Label	Power input; L1, N
<b>7</b>	D516100	Label	
<b>8</b>	M411283	Ground Lug Connector	
<b>9</b>	685837	Screw	
<b>10</b>	70058501	Pop Rivet	
<b>11</b>	F8616901	Drive Shield	
<b>12</b>	00622SG	Terminal	
<b>13</b>	M400003	Pop Rivet	
<b>14</b>	M413862	Insulator	
<b>15</b>	430642	Terminal Block	
<b>16</b>	70333001	Terminal Block Shield	
<b>17</b>	51783	Screw	
<b>18</b>	F8206901	Screw	
<b>19</b>	F8591601	EMI Filter	
<b>20</b>	00621SG	Male Tab Terminal	IEC models
<b>21</b>	F8744301	Harness Support Bracket	IEC models
<b>22</b>	70030501	Expansion Clip	
<b>23</b>	F8530901	Contactory Tray	
<b>24</b>	F8449801	End Stop	
<b>25</b>	70482601	Contactory	5.5kW/500V; 24VDC
<b>26</b>	70482701	Contactory	50A; 24VDC
<b>27</b>	M412689	DIN Rail	7.5 mm x 35 mm x 8.364 inch
<b>28</b>	44088001	Nut	
<b>29</b>	F8530801	Drive Terminal Tray	

# Inverter Drive Box - 20 and 30 Pound Models with N, P, Q, W, X and Y Voltage

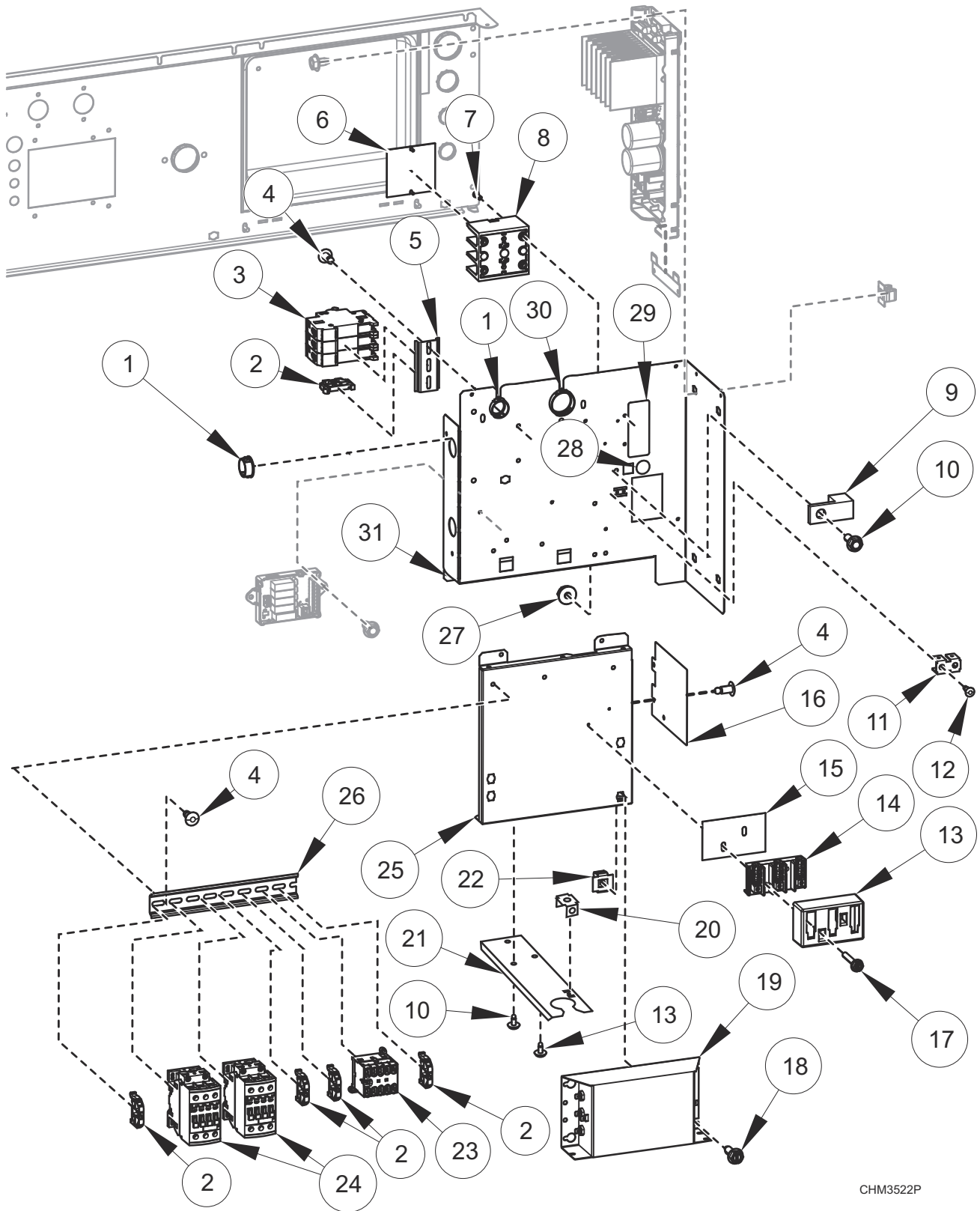


CHM3521P

## Inverter Drive Box - 20 and 30 Pound Models with N, P, Q, W, X and Y Voltage

REF	PART NO.	DESCRIPTION	COMMENTS
	F8567001	Drive Panel Base Assembly	Includes items 10-13, 21, 25 and 27
	F8518401	Harness	Power TB1; W, X and Y voltage
	F8518501	Harness	Power TB1; N and P voltage
	F8518502	Harness	Power PDB; N and P voltage; Electric heat
	F8518402	Harness	Power PDB; Q voltage; Electric heat
	F8518404	Harness	Power filter; Q, W, X, and Y voltage
	F8518504	Harness	Power filter; N and P voltage
	F8518605	Harness	Power drive; Q, W, X, and Y voltage
	F8518606	Harness	Power drive; N and P voltage
	F8528001	Harness	TB filter
	F8528002	Harness	PDB filter; Electric heat
	F8528005	Harness	TB2 Filter; N, P, Q, W, X, and Y voltage
	F8619101	Power Harness	Power contactor; Electric heat
	F8619102	Harness	Power contactor; Electric heat
	F8662809	Filter Kit	Includes items 1, 14-20, harnesses and labels; Q voltage; Electric heat
	F8662810	Filter Kit	Includes items 1, 14-20, harnesses and labels; N and P voltage; Electric heat
	F8662803	Filter Kit	Includes items 1, 14-20, harnesses and labels; W, X and Y voltage
	F8662805	Filter Kit	Includes items 1, 14-20, harnesses and labels; N and P voltage
1	F140938	Snap Bushing	
2	44014901P	Power Distribution Block Cover	Electric heat
3	39733	Screw	Electric heat
4	M413865	Power Distribution Block	Electric heat
5	70346501	Bushing	
6	44286803	Label	Power input; L1, L2, L3; N and P voltage
	44286804	Wire Label	Power input; L1, L2/N; L1, L2, L3; W, X and Y voltage
7	D516100	Label	
8	M411283	Ground Lug Connector	
9	685837	Screw	
10	70058501	Pop Rivet	
11	F8616901	Drive Shield	
12	00622SG	Terminal	
13	M400003	Pop Rivet	
14	M413862	Insulator	
15	430642	Terminal Block	
16	70333001	Terminal Block Shield	
17	51783	Screw	
18	F8206901	Screw	
19	F8591801	EMI Filter	
	F8637501	EMI Filter	
20	00621SG	Male Tab Terminal	IEC models
21	F8744301	Harness Support Bracket	IEC models
22	70030501	Expansion Clip	
23	F8530901	Contactory Tray	
24	F8449801	End Stop	
25	70482601	Contactory	5.5kW/500V; 24VDC
26	70482701	Contactory	50A; 24VDC
27	M412689	DIN Rail	7.5 mm x 35 mm x 8.364 inch
28	44088001	Nut	
29	F8530801	Drive Terminal Tray	

# Inverter Drive Box - 40 Pound Models with B Voltage

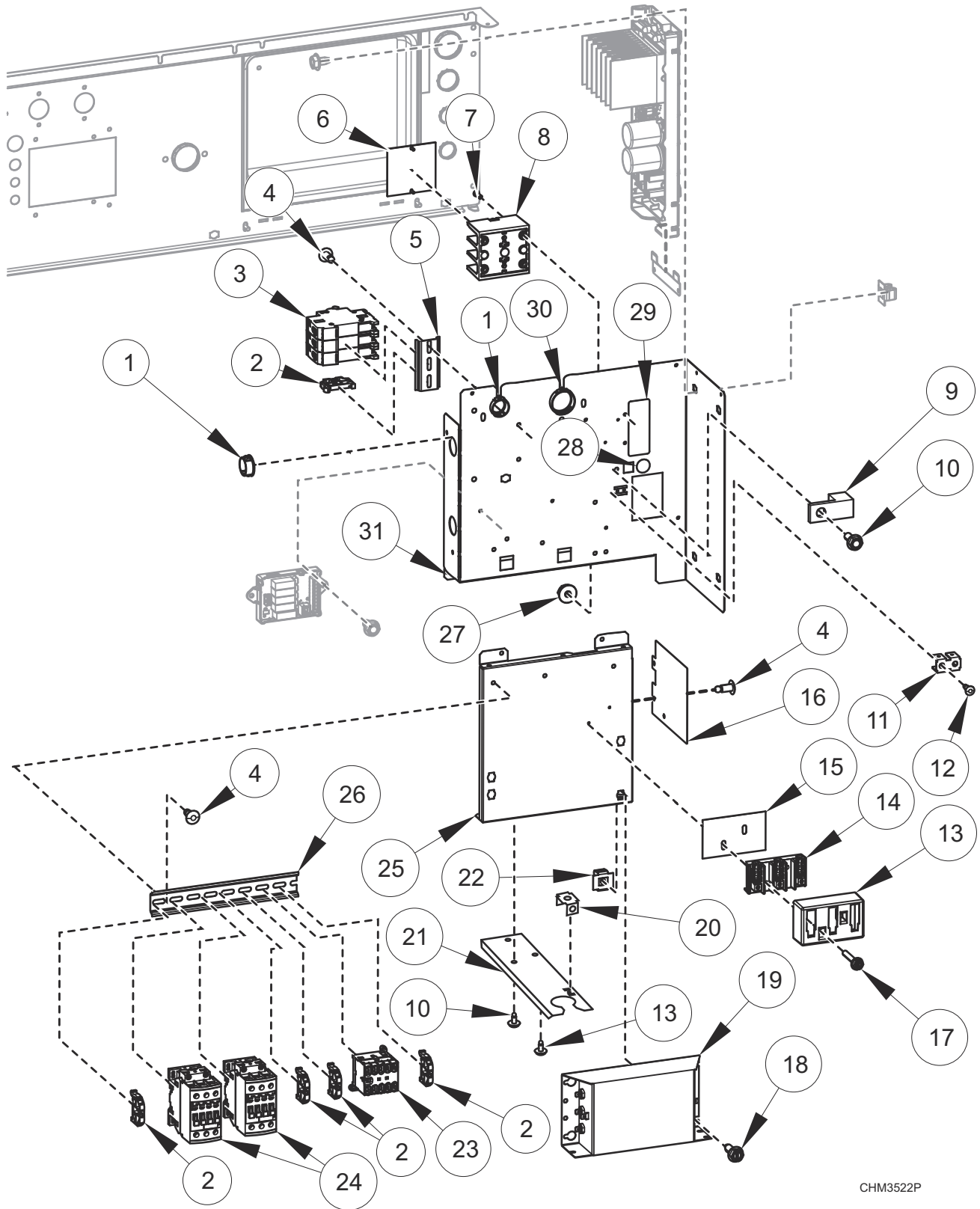


CHM3522P

## Inverter Drive Box - 40 Pound Models with B Voltage

REF	PART NO.	DESCRIPTION	COMMENTS
	F8567001	Drive Panel Base Assembly	Includes items 4, 11, 12, 16, 23, 24 and 29
	F8567002	Drive Panel Base Assembly	Electric heat; Includes items 4, 5, 11, 12, 16, 23, 24 and 29
	F8583501	Jumper	Circuit breaker jumper; Electric heat
	F8518405	Harness	Power TB1
	F8518604	Harness	Power drive
	F8528001	Harness	TB filter
	F8528003	Harness	CB filter; Electric heat
	F8528004	Harness	TB filter
	F8528006	Harness	TB2 filter
	F8619101	Power Harness	Power contactor; Electric heat
	F8619102	Harness	Power contactor; Electric heat
	F8662802	Filter Kit	Includes items 1, 14, 15, 17-20, harnesses and labels; B voltage
<b>1</b>	F140938	Snap Bushing	
<b>2</b>	F8449801	End Stop	
<b>3</b>	70488101	Circuit Breaker	3P; 25A; Electric heat
<b>4</b>	70058501	Pop Rivet	
<b>5</b>	B12315401	DIN Rail	7.5 mm x 35 mm x 72 mm; Electric heat
<b>6</b>	44014901P	Power Distribution Block Cover	Electric heat
<b>7</b>	39733	Screw	Electric heat
<b>8</b>	M413865	Power Distribution Block	Electric heat
<b>9</b>	M411283	Ground Lug Connector	
<b>10</b>	685837	Screw	
<b>11</b>	00622SG	Terminal	
<b>12</b>	M400003	Pop Rivet	
<b>13</b>	70333001	Terminal Block Shield	
<b>14</b>	430642	Terminal Block	
<b>15</b>	M413862	Insulator	
<b>16</b>	F8616901	Drive Shield	
<b>17</b>	51783	Screw	
<b>18</b>	F8206901	Screw	
<b>19</b>	F8591601	EMI Filter	
<b>20</b>	00621SG	Male Tab Terminal	IEC models
<b>21</b>	F8744301	Harness Support Bracket	IEC models
<b>22</b>	70030501	Expansion Clip	
<b>23</b>	70482601	Contactors	5.5kW/500V; 24VDC; Electric heat
<b>24</b>	70482701	Contactors	50A; 24VDC
<b>25</b>	F8530901	Contactors Tray	
<b>26</b>	M412689	DIN Rail	7.5 mm x 35 mm x 8.364 inch
<b>27</b>	44088001	Nut	
<b>28</b>	D516100	Label	
<b>29</b>	44286801	Label	Power input; L1, N
<b>30</b>	70346501	Bushing	
<b>31</b>	F8530801	Drive Terminal Tray	

# Inverter Drive Box - 40 Pound Models with N, P, Q, W, X and Y Voltage

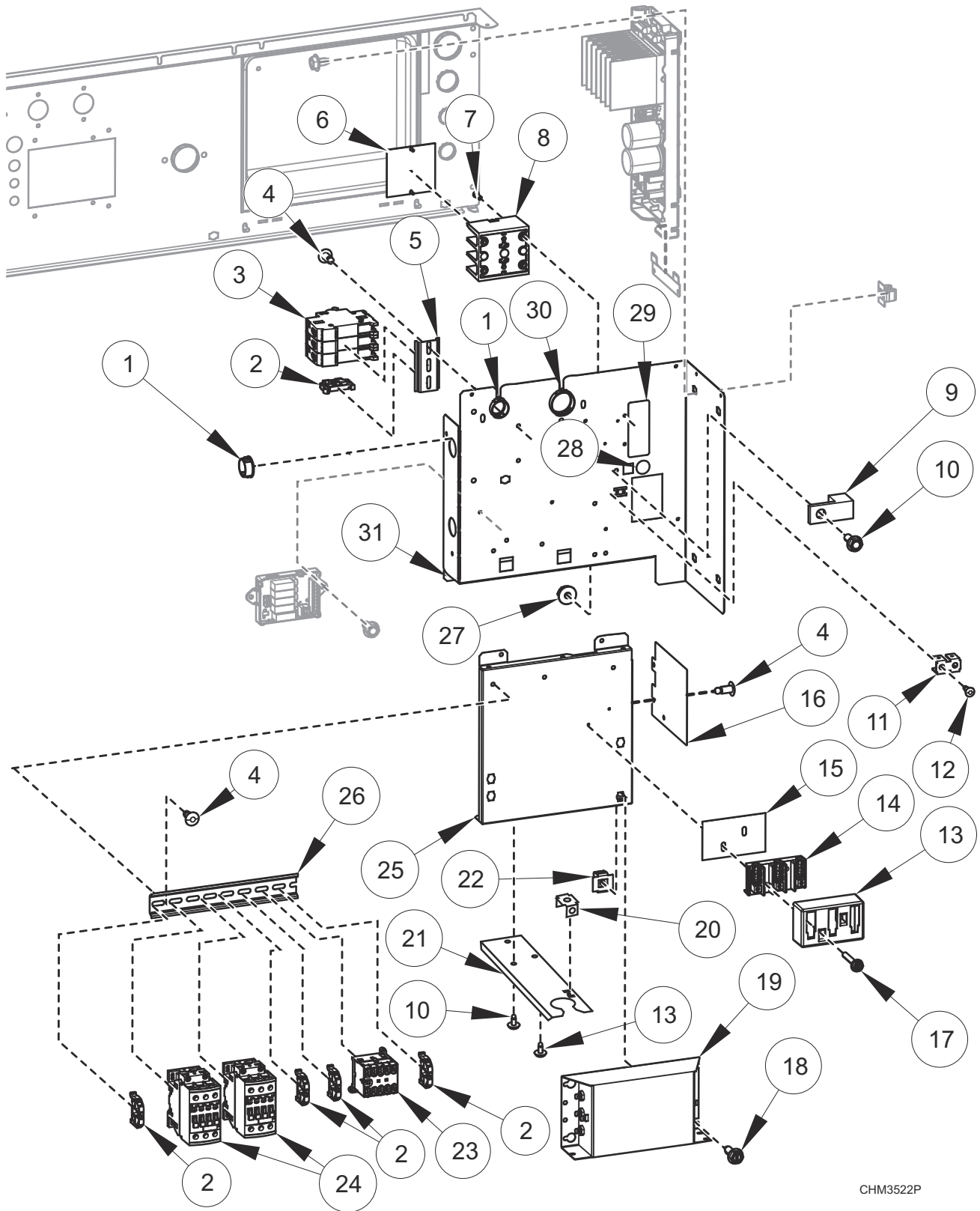


CHM3522P

## Inverter Drive Box - 40 Pound Models with N, P, Q, W, X and Y Voltage

REF	PART NO.	DESCRIPTION	COMMENTS
	F8567001	Drive Panel Base Assembly	Includes items 4, 11, 12, 16, 23, 24 and 29
	F8567002	Drive Panel Base Assembly	Electric heat; Includes items 4, 5, 11, 12, 16, 23, 24 and 29
	F8583501	Jumper	Circuit breaker jumper; Electric heat
	F8518401	Harness	Power TB1; W, X and Y voltage
	F8518501	Harness	Power TB1; N and P voltage
	F8518504	Harness	Power filter; N and P voltage
	F8518605	Harness	Power drive; Q, W, X, and Y voltage
	F8518606	Harness	Power drive; N and P voltage
	F8528001	Harness	TB filter
	F8528003	Harness	CB filter; Electric heat
	F8528005	Harness	TB2 Filter; N, P, Q, W, X, and Y voltage
	F8518503	Harness	Power CB; N and P voltage; Electric heat
	F8518403	Harness	Power CB; Q voltage; Electric heat
	F8619101	Power Harness	Power contactor; Electric heat
	F8619102	Harness	Power contactor; Electric heat
	F8662811	Filter Kit	Includes items 1, 14, 15, 17-20, harnesses and labels; Q voltage; Electric heat
	F8662812	Filter Kit	Includes items 1, 14, 15, 17-20, harnesses and labels; N and P voltage; Electric heat
	F8662804	Filter Kit	Includes items 1, 14, 15, 17-20, harnesses and labels; W, X and Y voltage
	F8662806	Filter Kit	Includes items 1, 14, 15, 17-20, harnesses and labels; N and P voltage
<b>1</b>	F140938	Snap Bushing	
<b>2</b>	F8449801	End Stop	
<b>3</b>	70488101	Circuit Breaker	3P; 25A; Electric heat
<b>4</b>	70058501	Pop Rivet	
<b>5</b>	B12315401	DIN Rail	7.5 mm x 35 mm x 72 mm; Electric heat
<b>6</b>	44014901P	Power Distribution Block Cover	Electric heat
<b>7</b>	39733	Screw	Electric heat
<b>8</b>	M413865	Power Distribution Block	Electric heat
<b>9</b>	M411283	Ground Lug Connector	
<b>10</b>	685837	Screw	
<b>11</b>	00622SG	Terminal	
<b>12</b>	M400003	Pop Rivet	
<b>13</b>	70333001	Terminal Block Shield	
<b>14</b>	430642	Terminal Block	
<b>15</b>	M413862	Insulator	
<b>16</b>	F8616901	Drive Shield	
<b>17</b>	51783	Screw	
<b>18</b>	F8206901	Screw	
<b>19</b>	F8591801	EMI Filter	Q, W, X and Y voltage
	F8637501	EMI Filter	N and P voltage
<b>20</b>	00621SG	Male Tab Terminal	IEC models
<b>21</b>	F8744301	Harness Support Bracket	IEC models
<b>22</b>	70030501	Expansion Clip	
<b>23</b>	70482601	Contactors	5.5kW/500V; 24VDC; Electric heat
<b>24</b>	70482701	Contactors	50A; 24VDC
<b>25</b>	F8530901	Contactors Tray	
<b>26</b>	M412689	DIN Rail	7.5 mm x 35 mm x 8.364 inch
<b>27</b>	44088001	Nut	
<b>28</b>	D516100	Label	
<b>29</b>	44286803	Label	Power input; L1, L2, L3; N and P voltage
	44286804	Wire Label	Power input; L1, L2/N; L1, L2, L3; W, X and Y voltage
<b>30</b>	70346501	Bushing	
<b>31</b>	F8530801	Drive Terminal Tray	

# Inverter Drive Box - 60 Pound Models with Q and X Voltage



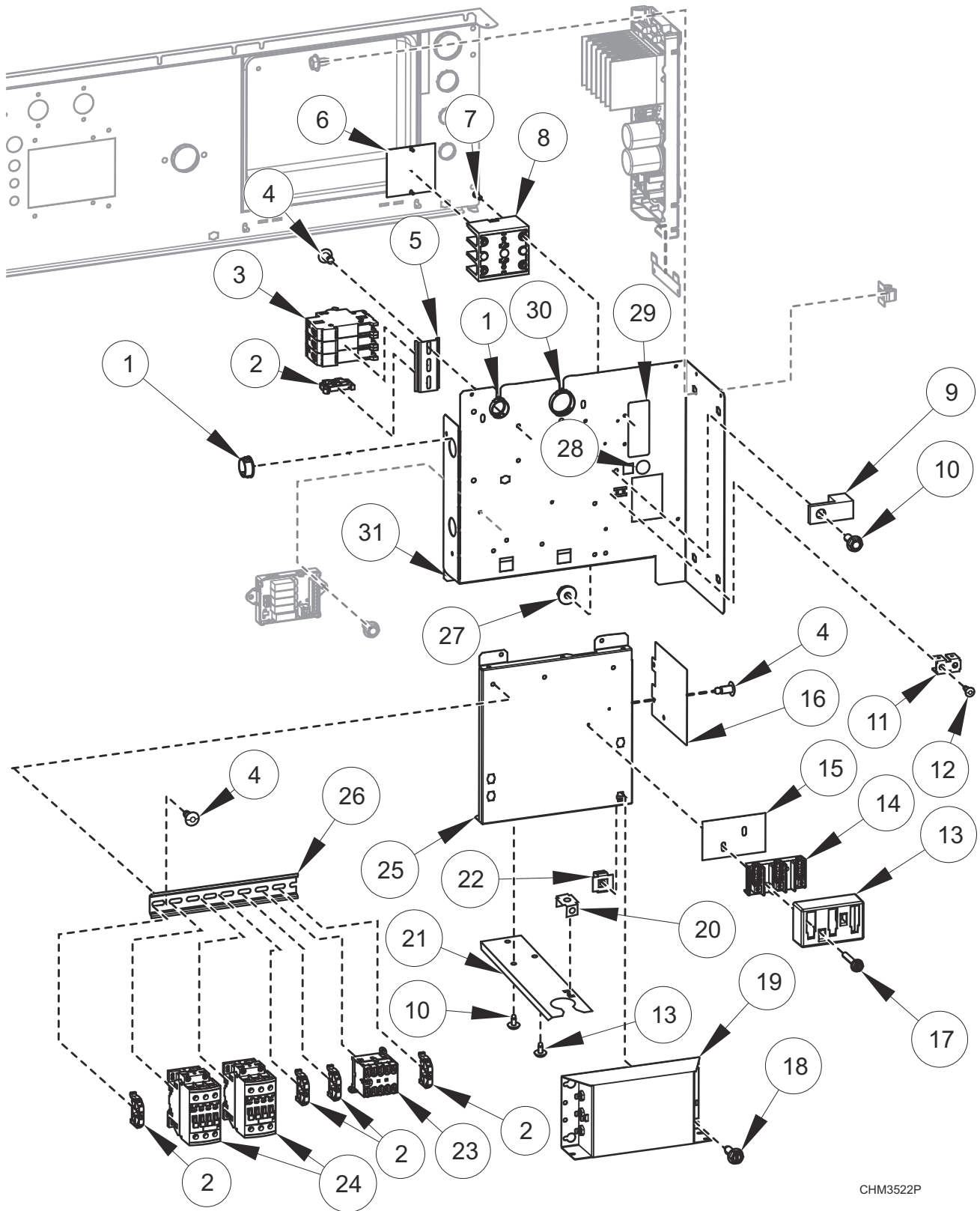
CHM3522P



## Inverter Drive Box - 60 Pound Models with Q and X Voltage

REF	PART NO.	DESCRIPTION	COMMENTS
	F8567003	Drive Panel Base Assembly	Includes items 4, 11, 12, 16, 23, 24 and 29
	F8567004	Drive Panel Base Assembly	Electric heat; Includes items 4, 5, 11, 12, 16, 23, 24 and 29
	F8583501	Jumper	Circuit breaker jumper; Electric heat
	F8518401	Harness	Power TB1; X voltage
	F8518404	Harness	Power filter
	F8518607	Harness	Power drive
	F8528001	Harness	TB filter
	F8528003	Harness	CB filter; Electric heat
	F8528005	Harness	TB2 Filter
	F8518403	Harness	Power CB; Q voltage; Electric heat
	F8619101	Power Harness	Power contactor; Electric heat
	F8619102	Harness	Power contactor; Electric heat
	F8662811	Filter Kit	Includes items 1, 14, 15, 17-20, harnesses and labels; Q voltage; Electric heat
	F8662804	Filter Kit	Includes items 1, 14, 15, 17-20, harnesses and labels; X voltage
<b>1</b>	F140938	Snap Bushing	
<b>2</b>	F8449801	End Stop	
<b>3</b>	70488101	Circuit Breaker	3P; 25A; Electric heat
<b>4</b>	70058501	Pop Rivet	
<b>5</b>	B12315401	DIN Rail	7.5 mm x 35 mm x 72 mm; Electric heat
<b>6</b>	44014901P	Power Distribution Block Cover	Electric heat
<b>7</b>	39733	Screw	Electric heat
<b>8</b>	M413865	Power Distribution Block	Electric heat
<b>9</b>	M411283	Ground Lug Connector	
<b>10</b>	685837	Screw	
<b>11</b>	00622SG	Terminal	
<b>12</b>	M400003	Pop Rivet	
<b>13</b>	70333001	Terminal Block Shield	
<b>14</b>	430642	Terminal Block	
<b>15</b>	M413862	Insulator	
<b>16</b>	F8616901	Drive Shield	
<b>17</b>	51783	Screw	
<b>18</b>	F8206901	Screw	
<b>19</b>	F8591801	EMI Filter	
<b>20</b>	00621SG	Male Tab Terminal	IEC models
<b>21</b>	F8744301	Harness Support Bracket	IEC models
<b>22</b>	70030501	Expansion Clip	
<b>23</b>	70482601	Contactora	5.5kW/500V; 24VDC
<b>24</b>	70482701	Contactora	50A; 24VDC
<b>25</b>	F8530901	Contactora Tray	
<b>26</b>	M412689	DIN Rail	7.5 mm x 35 mm x 8.364 inch
<b>27</b>	44088001	Nut	
<b>28</b>	D516100	Label	
<b>29</b>	44286804	Wire Label	Power input; L1, L2/N; L1, L2, L3; X voltage
<b>30</b>	70346501	Bushing	
<b>31</b>	F8530803	Drive Terminal Tray	

# Inverter Drive Box - 60 Pound Models with N and P Voltage

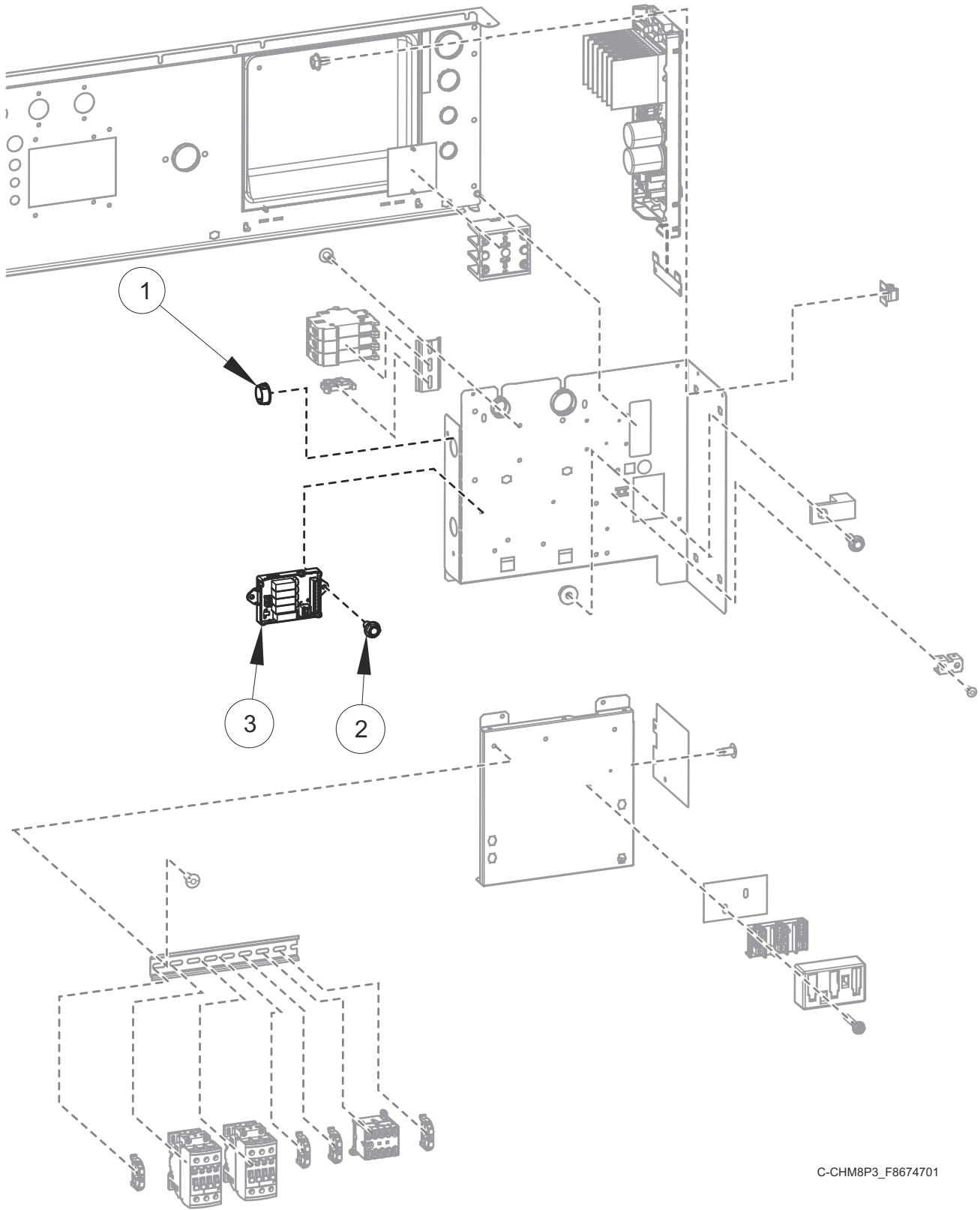


CHM3522P

## Inverter Drive Box - 60 Pound Models with N and P Voltage

REF	PART NO.	DESCRIPTION	COMMENTS
	F8567003	Drive Panel Base Assembly	Includes items 4, 11, 12, 16, 23, 24 and 29
	F8567004	Drive Panel Base Assembly	Electric heat; Includes items 4, 5, 11, 12, 16, 23, 24 and 29
	F8583501	Jumper	Circuit breaker jumper; Electric heat
	F8518501	Harness	Power TB1; N and P voltage
	F8518503	Harness	Power CB; Electric heat
	F8518504	Harness	Power filter
	F8518606	Harness	Power drive
	F8528001	Harness	TB filter
	F8528003	Harness	CB filter; Electric heat
	F8528005	Harness	TB2 Filter
	F8619101	Power Harness	Power contactor; Electric heat
	F8619102	Harness	Power contactor; Electric heat
	F8662812	Filter Kit	Includes items 1, 14, 15, 17-20, harnesses and labels; Electric heat
	F8662806	Filter Kit	Includes items 1, 14, 15, 17-20, harnesses and labels
<b>1</b>	F140938	Snap Bushing	
<b>2</b>	F8449801	End Stop	
<b>3</b>	70488101	Circuit Breaker	3P; 25A; Electric heat
<b>4</b>	70058501	Pop Rivet	
<b>5</b>	B12315401	DIN Rail	7.5 mm x 35 mm x 72 mm; Electric heat
<b>6</b>	44014901P	Power Distribution Block Cover	Electric heat
<b>7</b>	39733	Screw	Electric heat
<b>8</b>	M413865	Power Distribution Block	Electric heat
<b>9</b>	M411283	Ground Lug Connector	
<b>10</b>	685837	Screw	
<b>11</b>	00622SG	Terminal	
<b>12</b>	M400003	Pop Rivet	
<b>13</b>	70333001	Terminal Block Shield	
<b>14</b>	430642	Terminal Block	
<b>15</b>	M413862	Insulator	
<b>16</b>	F8616901	Drive Shield	
<b>17</b>	51783	Screw	
<b>18</b>	F8206901	Screw	
<b>19</b>	F8637501	EMI Filter	
<b>20</b>	00621SG	Male Tab Terminal	IEC models
<b>21</b>	F8744301	Harness Support Bracket	IEC models
<b>22</b>	70030501	Expansion Clip	
<b>23</b>	70482601	Contactors	5.5kW/500V; 24VDC
<b>24</b>	70482701	Contactors	50A; 24VDC
<b>25</b>	F8530901	Contactors Tray	
<b>26</b>	M412689	DIN Rail	7.5 mm x 35 mm x 8.364 inch
<b>27</b>	44088001	Nut	
<b>28</b>	D516100	Label	
<b>29</b>	44286803	Label	Power input; L1, L2, L3
<b>30</b>	70346501	Bushing	
<b>31</b>	F8530803	Drive Terminal Tray	

# External Supply Kit

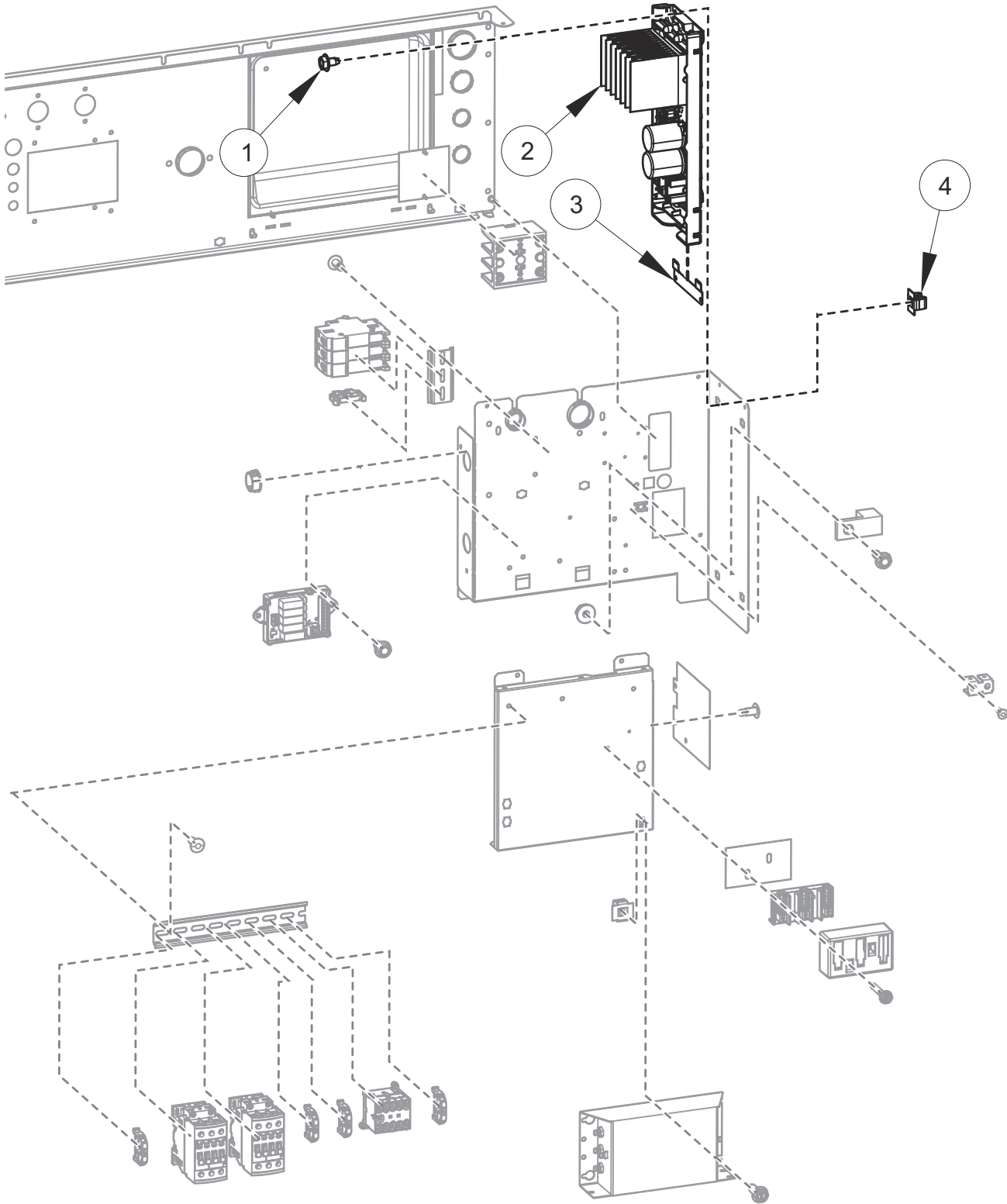


C-CHM8P3\_F8674701

## External Supply Kit

REF	PART NO.	DESCRIPTION	COMMENTS
	F8520601	Harness	Communication; 20 and 30 pound models
	F8520602	Harness	Communication; 40 and 60 pound models
	F8528203	Harness	Power; B voltage
	F8528204	Harness	Power; N, P, Q, W, X and Y voltage
	F8662501	External Supply Kit	20 and 30 pound card ready models with B voltage; Includes items 1-3, F8520601 Harness, F8528203 Harness and labels; 4 out
	F8662502	External Supply Kit	40 pound card ready models with B voltage; Includes items 1-3, F8520602 Harness, F8528203 Harness and labels; 4 out
	F8662503	External Supply Kit	20 and 30 pound card ready models with N, P, Q and X voltage; Includes items 1-3, F8520601 Harness, F8528204 Harness and labels; 4 out
	F8662504	External Supply Kit	40 and 60 pound card ready models with N, P, Q and X voltage; Includes items 1-3, F8520602 Harness, F8528204 Harness and labels; 4 out
	F8662505	External Supply Kit	20 and 30 pound central pay models with B voltage; Includes items 1-3, 202757 Transformer, F8520601 Harness, F8528203 Harness, hardware and labels; 4 out
	F8662506	External Supply Kit	40 pound central pay models with B voltage; Includes items 1-3, 202757 Transformer, F8520601 Harness, F8528203 Harness, hardware and labels; 4 out
	F8662507	External Supply Kit	20 and 30 pound central pay models with N, P, Q and X voltage; Includes items 1-3, 202758 Transformer, F8520601 Harness, F8528204 Harness, hardware and labels; 4 out
	F8662508	External Supply Kit	40 and 60 pound central pay models with N, P, Q and X voltage; Includes items 1-3, F8520602 Harness, F8528204 Harness, hardware and labels; 4 out
<b>1</b>	F140938	Snap Bushing	
<b>2</b>	430497	Screw	
<b>3</b>	804528	Chemical Injection Control	5 output
	70493102	Connector	9 pin; H2

# Inverter Drive

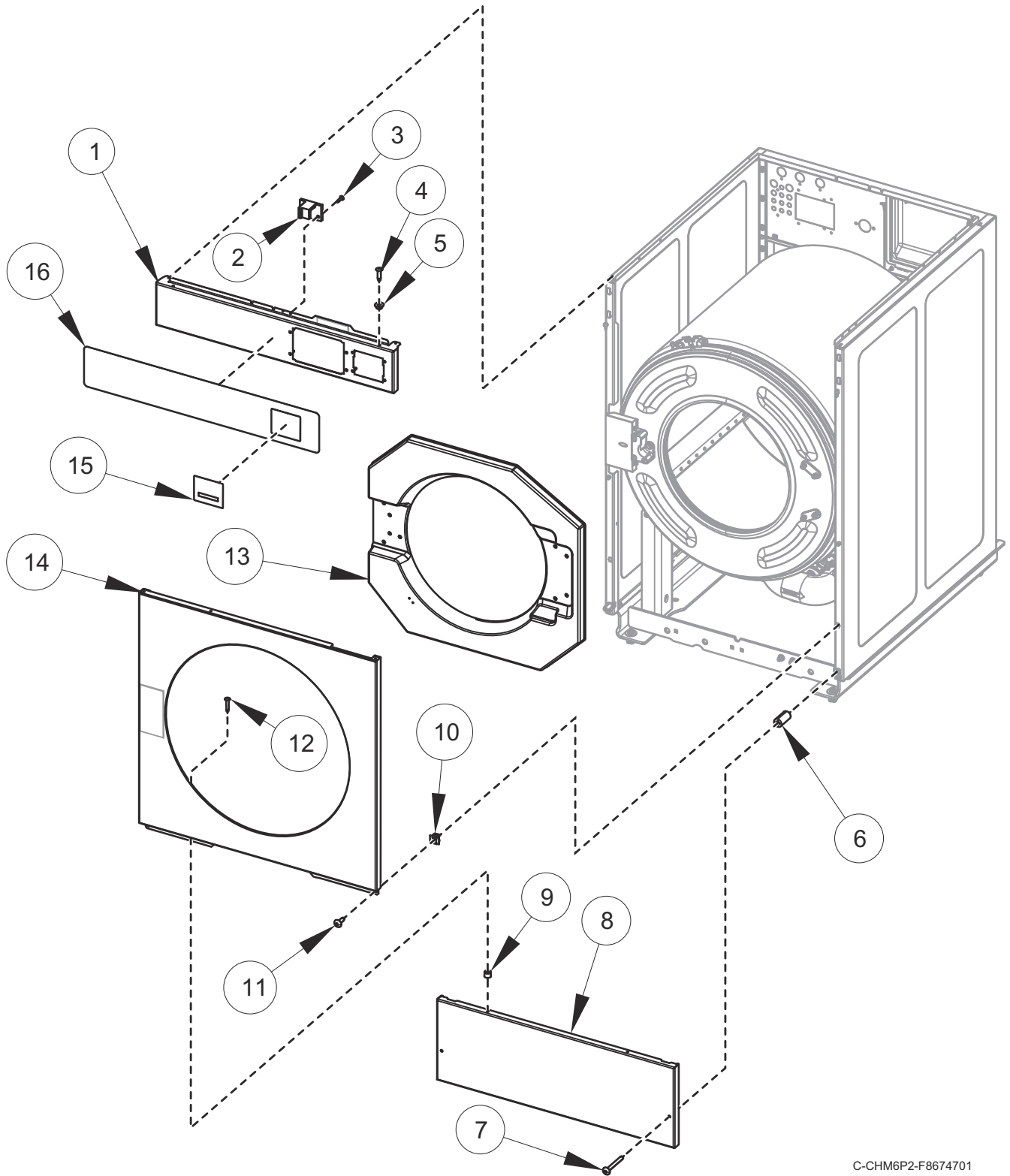


C-CHM2P22\_F8674701

# Inverter Drive

REF	PART NO.	DESCRIPTION	COMMENTS
	F8519202	Drive Communication Harness	Electric heat
	F8519203	Drive Communication Harness	40 and 60 pound models with Q voltage; Electric heat
	F8519201	Drive Communication Harness	Standard
	F8519204	Drive Communication Harness	Steam heat
	F8518605	Harness	Power drive; 20, 30 and 40 pound models with Q, W, X and Y voltage
	F8518607	Harness	60 pound models with Q and X voltage
	F8518606	Harness	Power drive; N and P voltage; EMI filter
	F8518602	Drive Power Harness	Q, W, X and Y voltage
	F8518603	Drive Power Harness	N and P voltage
	F8518601	Drive Power Harness	B voltage
<b>1</b>	D503688	Screw	
<b>2</b>	F8496001	Drive Assembly	20, 30 and 40 pound models; N and P-voltage; 2 hp; 480 Volt
	F8495401P	Drive Assembly	20, 30 and 40 pound models; B, Q, W, X and Y voltage; 2 hp; 120/240 Volt
	F8496301P	Drive Assembly	60 pound models; Q and X voltage; 3 hp; 240 Volt
	F8496901	Drive Assembly	60 pound models; N and P voltage; 5 hp; 480 Volt
<b>3</b>	F8322401	Drive Mounting Bracket	2 included with N and P voltage
<b>4</b>	70030501	Expansion Clip	

# Front Panels and Control Panel - Design 4



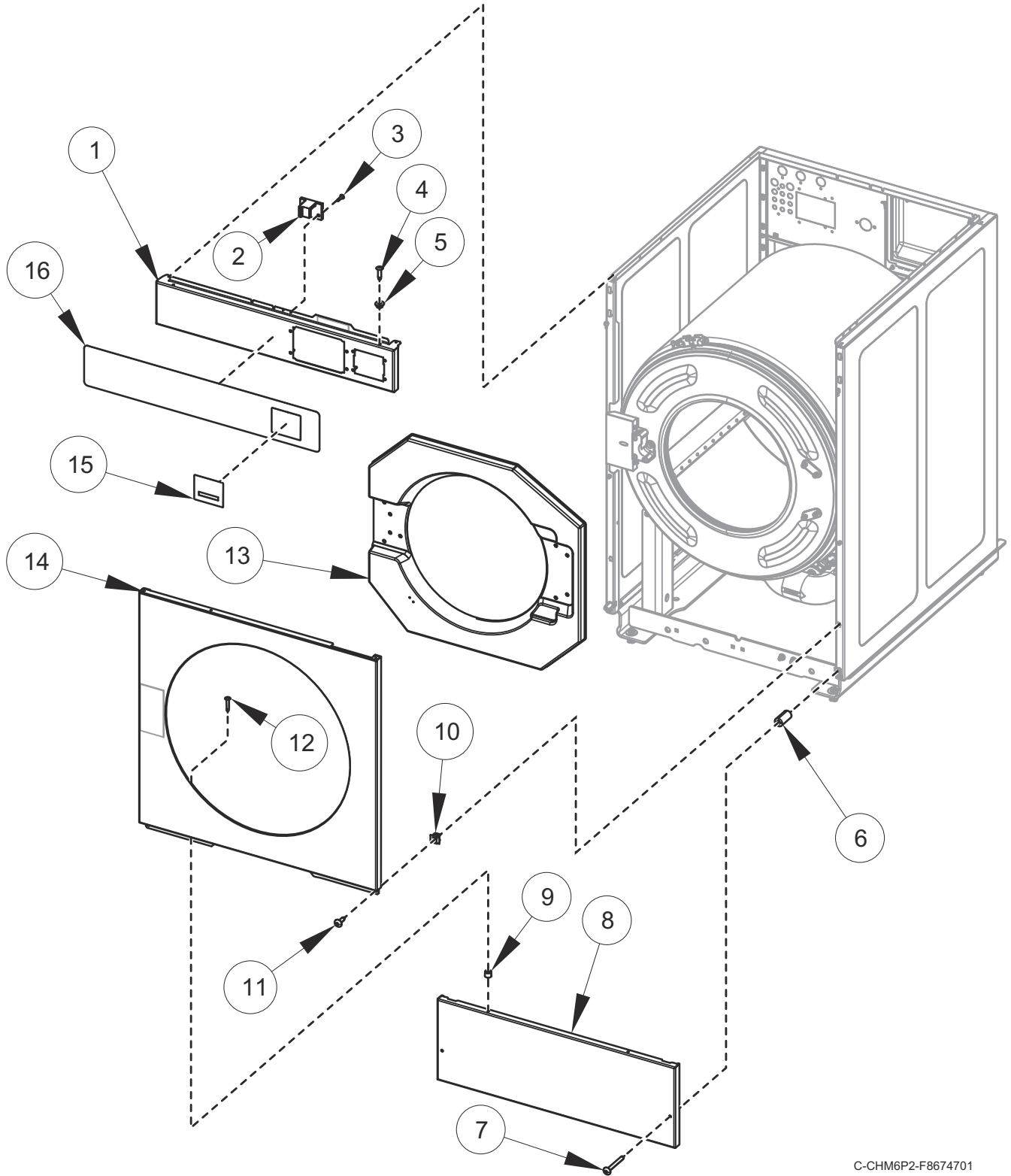
C-CHM6P2-F8674701



## Front Panels and Control Panel - Design 4

REF	PART NO.	DESCRIPTION	COMMENTS
1	F8523704	Control Panel Assembly	20 pound models
	F8523804	Control Panel Assembly	30 pound models
	F8523904	Control Panel Assembly	40 pound models
	F8553704	Control Panel Assembly	60 pound models
2	F8201001	Top Cover Latch	
3	F431215	Pop Rivet	
4	70412601	Pop Rivet	
5	F8201101	Washer	
6	F8609701	Access Panel Retaining Spacer	
7	F8589501	Screw	
8	F8524001	Access Panel	20 pound models
	F8524101	Access Panel	30 pound models
	F8524201	Access Panel	40 pound models
	F8553901	Access Panel	60 pound models
9	56079	Panel Locator	
10	70030501	Expansion Clip	
11	F8117601	Screw	
12	M412763	Rivet	
13	F8658801	Door Bezel	HC 20 pound models
	F8658901	Door Bezel	HC 30 pound models
	F0170426-30	Door Bezel	HC 40 and 60 pound models
	F8658701	Door Bezel	BC and PC 20 pound models
	F8658901	Door Bezel	BC and PC 30 pound models
	F8659101	Door Bezel	BC and PC 40 and 60 pound models
14	F8524302	Front Panel	20 pound models
	F8524402	Front Panel	30 pound models
	F8524502	Front Panel	40 pound models
	F8554002	Front Panel	60 pound models
15	70556502	Overlay	Central pay models
	70556501	Overlay	Card reader models
16	F8703403	Overlay	BC 20 pound models; Card ready
	F8703503	Overlay	BC 30 pound models; Card ready
	F8703603	Overlay	BC 40 pound models; Card ready
	F8703703	Overlay	BC 60 pound models; Card ready
	F8703404	Overlay	BC 20 pound models; Central pay
	F8703504	Overlay	BC 30 pound models; Central pay
	F8703604	Overlay	BC 40 pound models; Central pay
	F8703704	Overlay	BC 60 pound models; Central pay
	F8704003	Overlay	PC 20 pound models; Card ready
	F8704103	Overlay	PC 30 pound models; Card ready
	F8704203	Overlay	PC 40 pound models; Card ready
	F8704303	Overlay	PC 60 pound models; Card ready
	F8704004	Overlay	PC 20 pound models; Central pay
	F8704104	Overlay	PC 30 pound models; Central pay
	F8704204	Overlay	PC 40 pound models; Central pay
	F8704304	Overlay	PC 60 pound models; Central pay
	F8641604	Overlay	HC models; Central pay
	F8641603	Overlay	HC models; Card ready

# Front Panels and Control Panel - Design 6



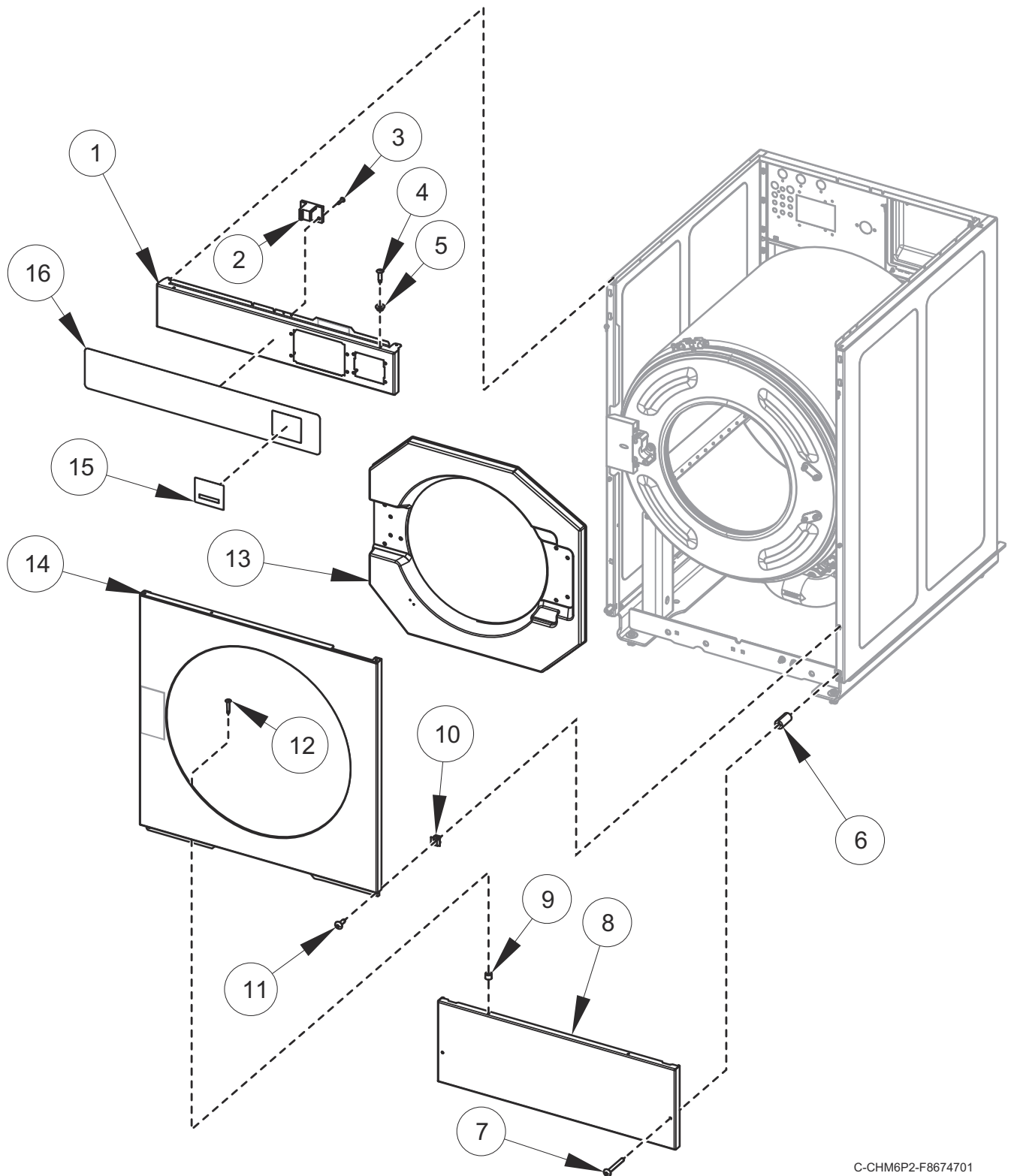
C-CHM6P2-F8674701

## Front Panels and Control Panel - Design 6

REF	PART NO.	DESCRIPTION	COMMENTS
	44374701	App Pay Overlay Kit	
	F8535502	Screw	Used to mount front panel
<b>1</b>	F8697102	Control Panel Assembly	20 pound models; Card ready
	F8697202	Control Panel Assembly	30 pound models; Card ready
	F8697302	Control Panel Assembly	40 pound models; Card ready
	F8697402	Control Panel Assembly	60 pound models; Card ready
<b>2</b>	F8201001	Top Cover Latch	
<b>3</b>	F431215	Pop Rivet	
<b>4</b>	70412601	Pop Rivet	
<b>5</b>	F8201101	Washer	
<b>6</b>	F8609701	Access Panel Retaining Spacer	
<b>7</b>	F8589501	Screw	
<b>8</b>	F8524001	Access Panel	20 pound models
	F8524101	Access Panel	30 pound models
	F8524201	Access Panel	40 pound models
	F8553901	Access Panel	60 pound models
<b>9</b>	56079	Panel Locator	
<b>10</b>	70030501	Expansion Clip	
<b>11</b>	F8117601	Screw	
<b>12</b>	M412763	Rivet	
<b>13</b>	F8658801	Door Bezel	HC 20 pound models
	F8658901	Door Bezel	HC 30 pound models
	F0170426-30	Door Bezel	HC 40 and 60 pound models
	F8658701	Door Bezel	BC and PC 20 pound models
	F8658901	Door Bezel	BC and PC 30 pound models
	F8659101	Door Bezel	BC and PC 40 and 60 pound models
<b>14</b>	F8685602	Front Panel	20 pound models; Card ready
	F8685604	Front Panel	20 pound models; Central pay
	F8685702	Front Panel	30 pound models; Card ready
	F8685704	Front Panel	30 pound models; Central pay
	F8685202	Front Panel	40 pound models; Card ready
	F8685204	Front Panel	40 pound models; Central pay
	F8685802	Front Panel	60 pound models; Card ready
	F8685804	Front Panel	60 pound models; Central pay
<b>15</b>	70646001	Overlay	HC Secondary; Card ready; Gray
	70646002	Overlay	HC Secondary; Central pay; Gray
	70646101	Overlay	HC Secondary; Card ready; Green
	70646102	Overlay	HC Secondary; Central pay; Green
<b>16</b>	F8692203	Overlay	HC 20 pound models; Card ready
	F8692303	Overlay	HC 30 pound models; Card ready
	F8692403	Overlay	HC 40 pound models; Card ready
	F8692503	Overlay	HC 60 pound models; Card ready
	F8693703	Overlay	HC 20 pound models; Card ready; International
	F8693704	Overlay	HC 20 pound models; Central pay; International
	F8693903	Overlay	HC 40 pound models; Card ready; International
	F8693904	Overlay	HC 40 pound models; Central pay; International
	F8694003	Overlay	HC 60 pound models; Card ready; International
	F8694004	Overlay	HC 60 pound models; Central pay; International

# Front Panels and Control Panel - Design 7 (Drawing 1 of 3)

H Models; B and P Models with 0, A or C in 17th Position



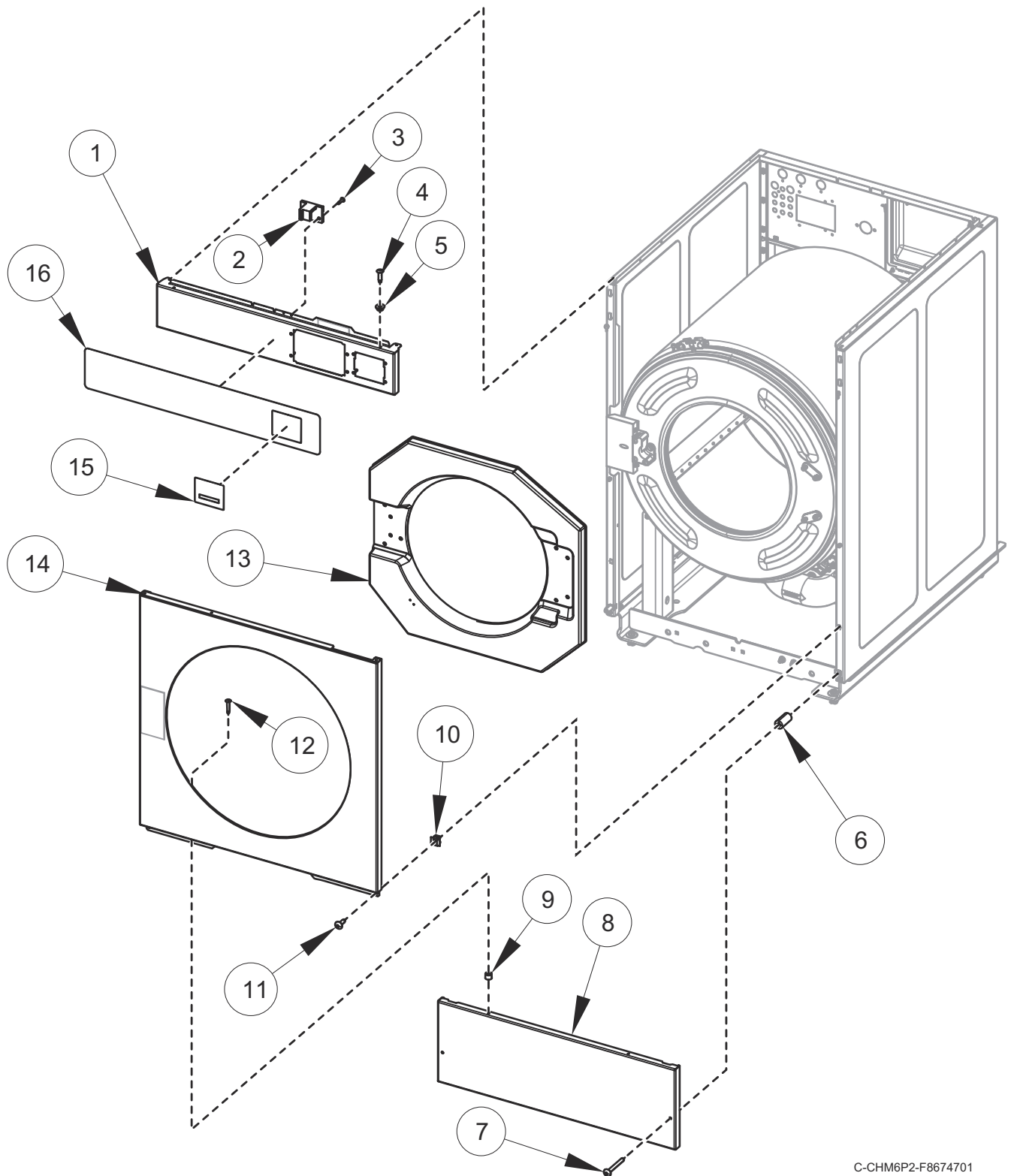
C-CHM6P2-F8674701

## Front Panels and Control Panel - Design 7 (Drawing 1 of 3)

REF	PART NO.	DESCRIPTION	COMMENTS
1	F8523704	Control Panel Assembly	20 pound models
	F8523804	Control Panel Assembly	30 pound models
	F8523904	Control Panel Assembly	40 pound models
	F8553704	Control Panel Assembly	60 pound models
2	F8201001	Top Cover Latch	
3	F431215	Pop Rivet	
4	70412601	Pop Rivet	
5	F8201101	Washer	
6	F8609701	Access Panel Retaining Spacer	
7	F8589501	Screw	
8	F8524001	Access Panel	20 pound models
	F8524101	Access Panel	30 pound models
	F8524201	Access Panel	40 pound models
	F8553901	Access Panel	60 pound models
9	56079	Panel Locator	
10	70030501	Expansion Clip	
11	F8117601	Screw	
12	M412763	Rivet	
13	F8658801	Door Bezel	HC 20 pound models
	F8658901	Door Bezel	HC 30 pound models
	F0170426-30	Door Bezel	HC 40 and 60 pound models
	F8658701	Door Bezel	BC and PC 20 pound models
	F8658901	Door Bezel	BC and PC 30 pound models
	F8659101	Door Bezel	BC and PC 40 and 60 pound models
14	F8524304	Front Panel	20 pound models
	F8524404	Front Panel	30 pound models
	F8524504	Front Panel	40 pound models
	F8524004	Front Panel	60 pound models
15	70556502	Overlay	Central pay models
	70556501	Overlay	Card reader models
16	F8703403	Overlay	BC 20 pound models; Card ready
	F8703503	Overlay	BC 30 pound models; Card ready
	F8703603	Overlay	BC 40 pound models; Card ready
	F8703703	Overlay	BC 60 pound models; Card ready
	F8703404	Overlay	BC 20 pound models; Central pay
	F8703504	Overlay	BC 30 pound models; Central pay
	F8703604	Overlay	BC 40 pound models; Central pay
	F8703704	Overlay	BC 60 pound models; Central pay
	F8704003	Overlay	PC 20 pound models; Card ready
	F8704103	Overlay	PC 30 pound models; Card ready
	F8704203	Overlay	PC 40 pound models; Card ready
	F8704303	Overlay	PC 60 pound models; Card ready
	F8704004	Overlay	PC 20 pound models; Central pay
	F8704104	Overlay	PC 30 pound models; Central pay
	F8704204	Overlay	PC 40 pound models; Central pay
	F8704304	Overlay	PC 60 pound models; Central pay
	F8641604	Overlay	HC models; Central pay
	F8641603	Overlay	HC models; Card ready

# Front Panels and Control Panel - Design 7 (Drawing 2 of 3)

B Models with D in 17th Position



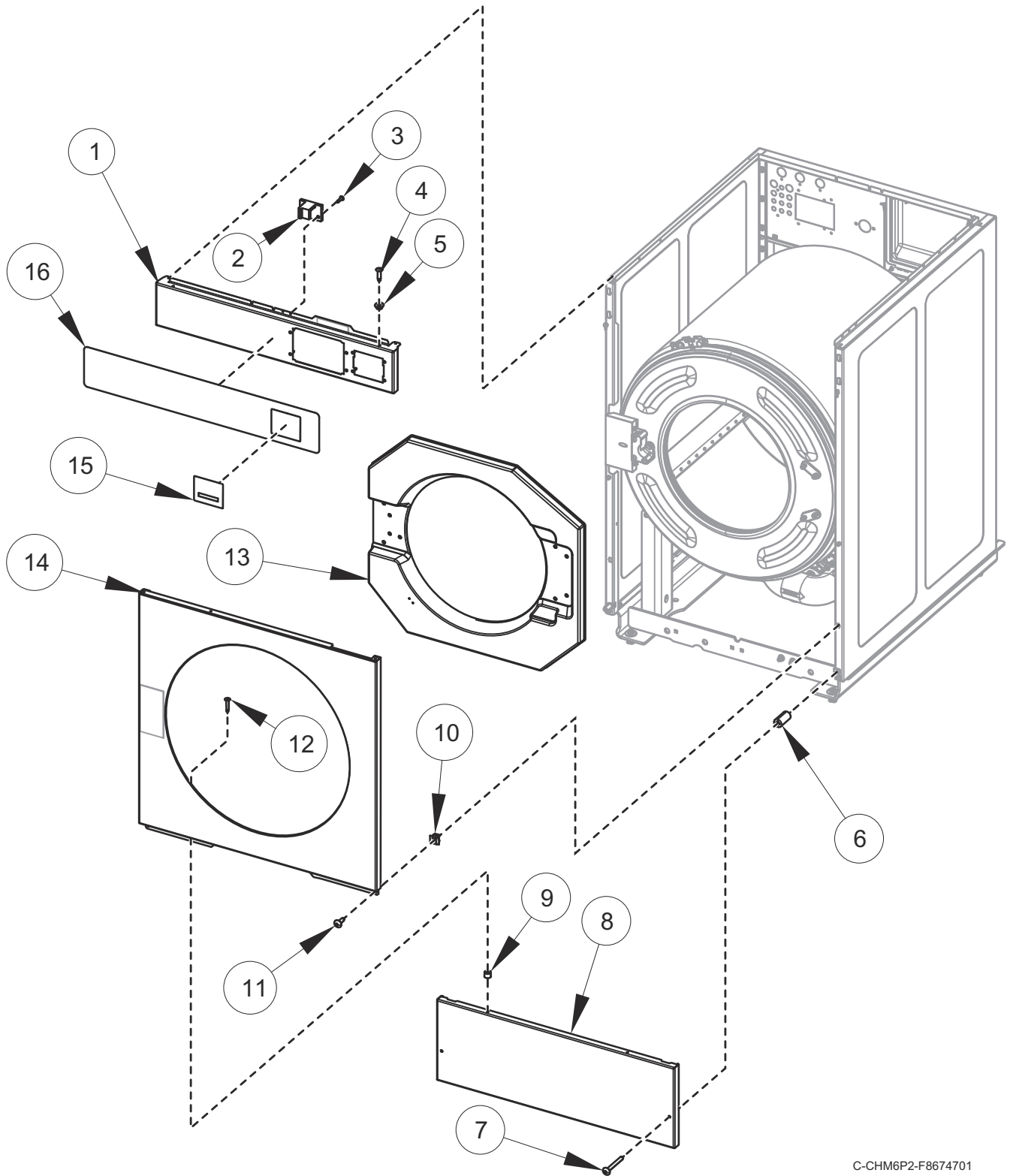
C-CHM6P2-F8674701

## Front Panels and Control Panel - Design 7 (Drawing 2 of 3)

REF	PART NO.	DESCRIPTION	COMMENTS
	F8750201	Access Panel Overlay	20 pound models
	F8750301	Access Panel Overlay	30 pound models
	F8750401	Access Panel Overlay	40 pound models
	F8750501	Access Panel Overlay	60 pound models
<b>1</b>	F8523704	Control Panel Assembly	20 pound models
	F8523804	Control Panel Assembly	30 pound models
	F8523904	Control Panel Assembly	40 pound models
	F8553704	Control Panel Assembly	60 pound models
<b>2</b>	F8201001	Top Cover Latch	
<b>3</b>	F431215	Pop Rivet	
<b>4</b>	70412601	Pop Rivet	
<b>5</b>	F8201101	Washer	
<b>6</b>	F8609701	Access Panel Retaining Spacer	
<b>7</b>	F8589502	Screw	
<b>8</b>	F8524001	Access Panel	20 pound models
	F8524101	Access Panel	30 pound models
	F8524201	Access Panel	40 pound models
	F8553901	Access Panel	60 pound models
<b>9</b>	56079	Panel Locator	
<b>10</b>	70030501	Expansion Clip	
<b>11</b>	F8117601	Screw	
<b>12</b>	M412763	Rivet	
<b>13</b>	F8658701	Door Bezel	BC 20 pound models
	F8658901	Door Bezel	BC 30 pound models
	F8659101	Door Bezel	BC 40 and 60 pound models
<b>14</b>	F8753802	Front Panel Assembly	20 pound models
	F8753902	Front Panel Assembly	30 pound models
	F8754002	Front Panel Assembly	40 pound models
	F8754102	Front Panel Assembly	60 pound models
<b>15</b>	70556502	Overlay	Central pay models
	70556501	Overlay	Card reader models
<b>16</b>	F8703403	Overlay	20 pound models; Card ready
	F8703503	Overlay	30 pound models; Card ready
	F8703603	Overlay	40 pound models; Card ready
	F8703703	Overlay	60 pound models; Card ready
	F8703404	Overlay	20 pound models; Central pay
	F8703504	Overlay	30 pound models; Central pay
	F8703604	Overlay	40 pound models; Central pay
	F8703704	Overlay	60 pound models; Central pay

# Front Panels and Control Panel - Design 7 (Drawing 3 of 3)

P Models with D in 17th Position



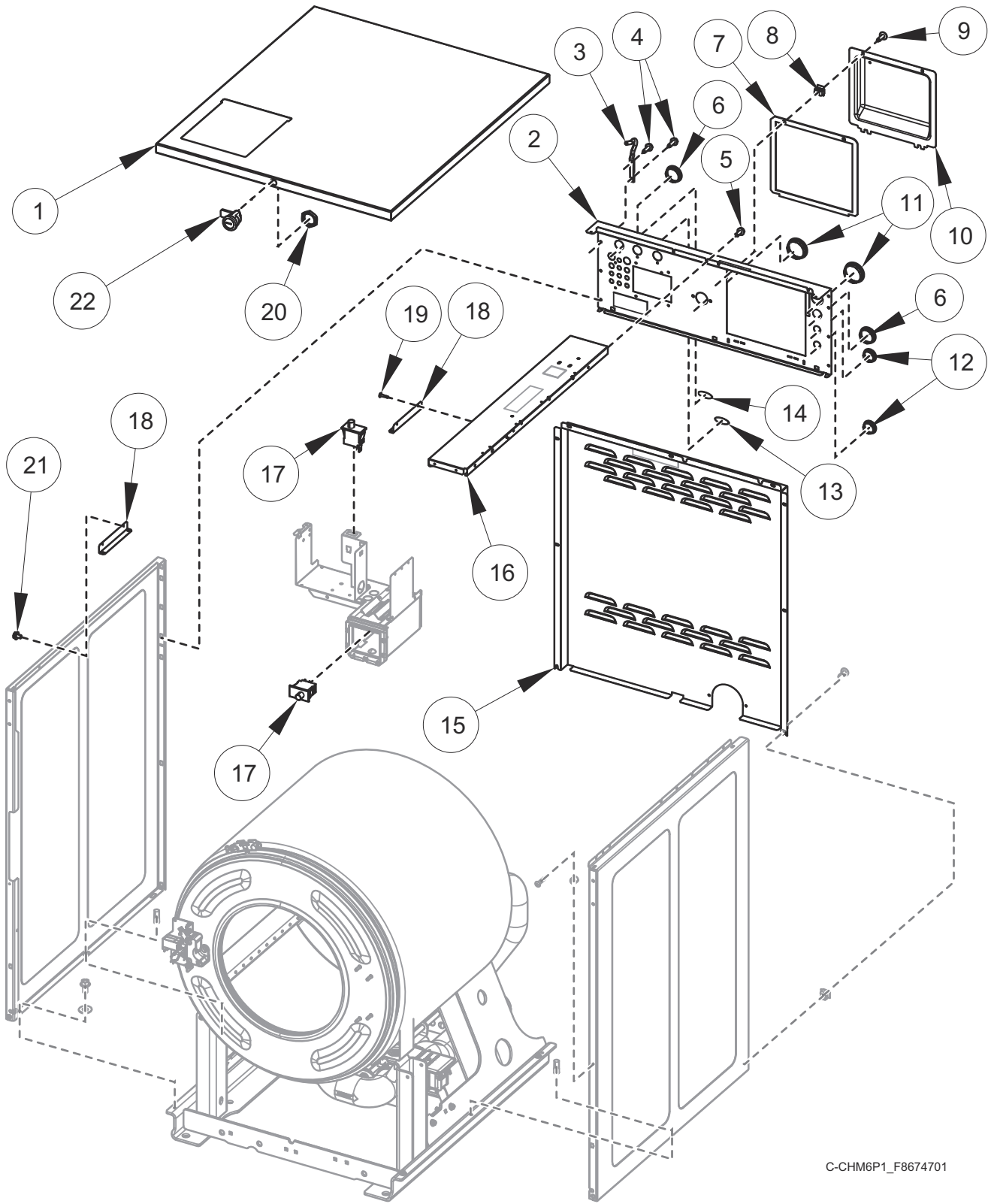
C-CHM6P2-F8674701



## Front Panels and Control Panel - Design 7 (Drawing 3 of 3)

REF	PART NO.	DESCRIPTION	COMMENTS
1	F8523704	Control Panel Assembly	20 pound models
	F8523804	Control Panel Assembly	30 pound models
	F8523904	Control Panel Assembly	40 pound models
	F8553704	Control Panel Assembly	60 pound models
2	F8201001	Top Cover Latch	
3	F431215	Pop Rivet	
4	70412601	Pop Rivet	
5	F8201101	Washer	
6	F8609701	Access Panel Retaining Spacer	
7	F8589501	Screw	
8	F8524002DG	Access Panel	20 pound models
	F8524102DG	Access Panel	30 pound models
	F8524202DG	Access Panel	40 pound models
	F8553902DG	Access Panel	60 pound models
9	56079	Panel Locator	
10	70030501	Expansion Clip	
11	F8117601	Screw	
12	M412763	Rivet	
13	F8658701	Door Bezel	20 pound models
	F8658901	Door Bezel	30 pound models
	F8659101	Door Bezel	40 and 60 pound models
14	F8686004DG	Front Panel	20 pound models
	F8686104DG	Front Panel	30 pound models
	F8685305DG	Front Panel	40 pound models
	F8686204DG	Front Panel	60 pound models
15	70556502	Overlay	Central pay models
	70556501	Overlay	Card reader models
16	F8704003	Overlay	20 pound models; Card ready
	F8704103	Overlay	30 pound models; Card ready
	F8704203	Overlay	40 pound models; Card ready
	F8704303	Overlay	60 pound models; Card ready
	F8704004	Overlay	20 pound models; Central pay
	F8704104	Overlay	30 pound models; Central pay
	F8704204	Overlay	40 pound models; Central pay
	F8704304	Overlay	60 pound models; Central pay

# Rear and Top Panels



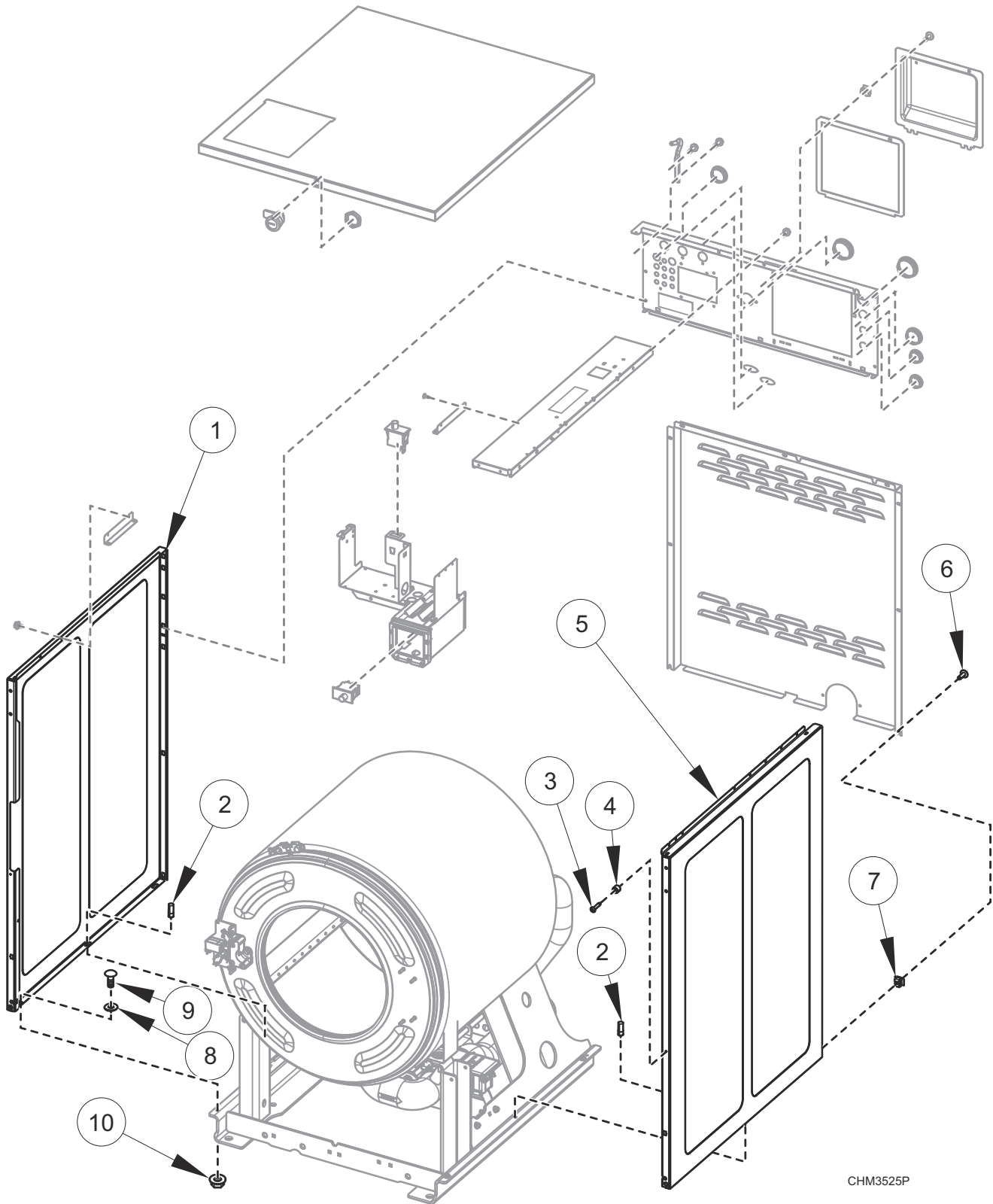
C-CHM6P1\_F8674701

## Rear and Top Panels

REF	PART NO.	DESCRIPTION	COMMENTS
1	F8525401	Top Cover	20 pound models
	F8525501	Top Cover	30 pound models
	F8525601	Top Cover	40 pound models
	F8554301	Top Cover	60 pound models
2	F8513101	Valve Panel	20 pound models
	F8513201	Valve Panel	30 pound models
	F8513301	Valve Panel	40 pound models
	F8554401	Valve Panel	60 pound models
3	F8258601	Top Cover Hinge	
4	F8206901	Screw	
5	33562	Screw	
6	F8223901	Plug	
7	F8542601	Gasket	
8	70030501	Expansion Clip	
9	F8117601	Screw	
10	F8518301	Terminal Tray Cover	
	F8521301	Cable	
11	F8223801	Hole Plug	
12	M400985	Plug	
13	F8611301	Label	Hot water
14	F8611401	Label	Cold water
15	F8527001	Rear Panel	20 pound models
	F8527101	Rear Panel	30 pound models
	F8527201	Rear Panel	40 pound models
	F8554501	Rear Panel	60 pound models
16	F8527301	Cabinet Brace	20 pound models
	F8527401	Cabinet Brace	30 pound models
	F8527501	Cabinet Brace	40 pound models
	F8553201	Cabinet Brace	60 pound models
17	70413301	Pushbutton Switch	
18	F8525701	Dispenser Bracket	
19	F431215	Pop Rivet	
20	44088801	Nut	
21	51780	Screw	
22	44089303P	Panel Lock	
	70155603	Key	

# Side Panels (Drawing 1 of 2)

Models with 0, A or C in 17th Position



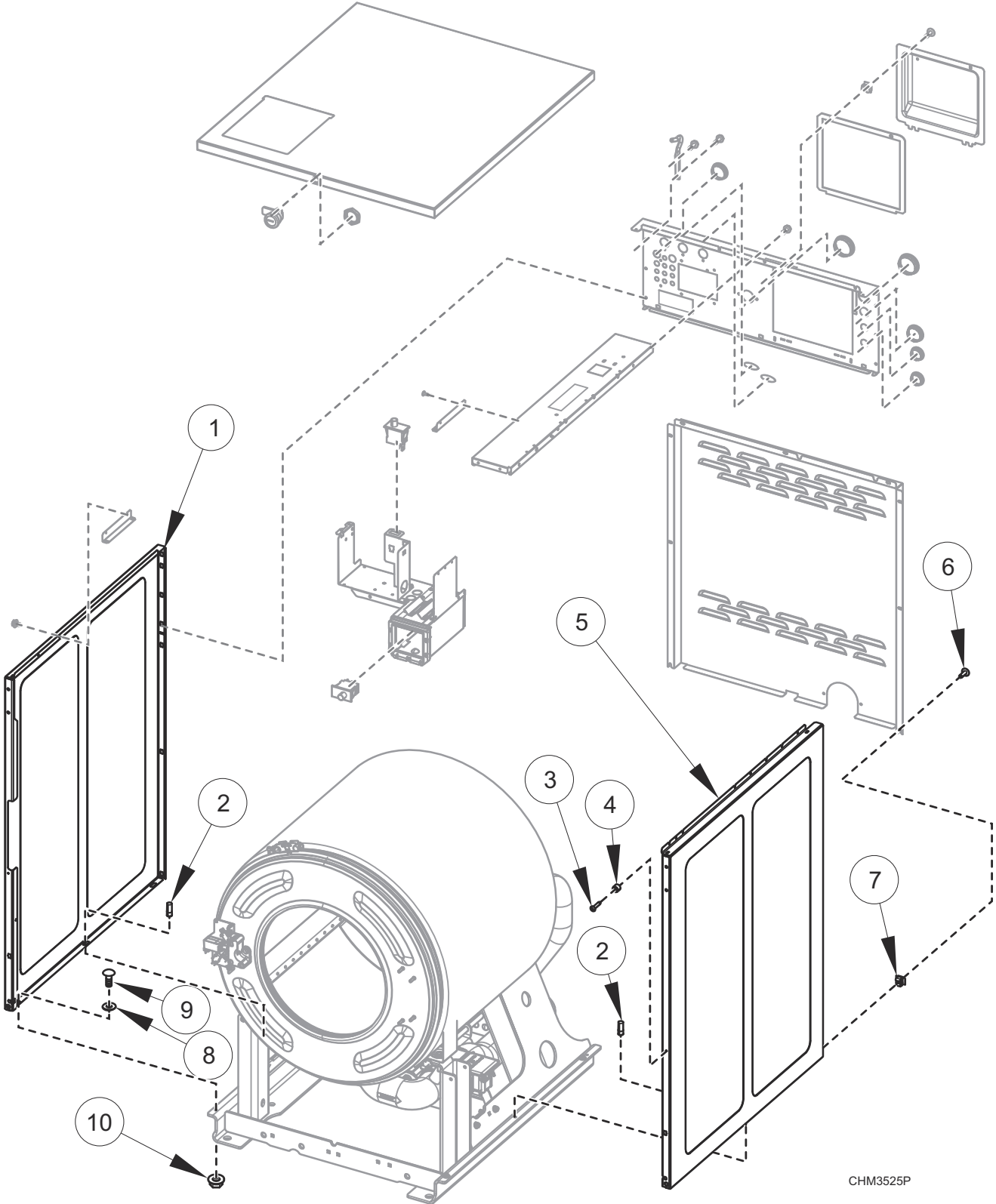
CHM3525P

## Side Panels (Drawing 1 of 2)

REF	PART NO.	DESCRIPTION	COMMENTS
1	F8524602	Side Panel	20 pound models; Left
	F8524604	Side Panel	20 pound models; Left; Stainless steel; All markets through December 7, 2021; T market models starting December 8, 2021; Models with 0 in 5th position of serial number starting December 8, 2021
	F8525606	Side Panel	20 pound models; Left; Painted; All markets except T with 6 in 5th position of serial number starting December 8, 2021
	F8524702	Side Panel	30 pound models; Left
	F8524704	Side Panel	30 pound models; Left; Stainless steel; All markets through December 7, 2021; T market models starting December 8, 2021; Models with 0 in 5th position of serial number starting December 8, 2021
	F8524706	Side Panel	30 pound models; Left; Painted; All markets except T with 6 in 5th position of serial number starting December 8, 2021
	F8524802	Side Panel	40 pound models; Left
	F8524804	Side Panel	40 pound models; Left; Stainless steel; All markets through December 7, 2021; T market models starting December 8, 2021; Models with 0 in 5th position of serial number starting December 8, 2021
	F8524806	Side Panel	40 pound models; Left; Painted; All markets except T with 6 in 5th position of serial number starting December 8, 2021
	F8554204	Side Panel	60 pound models; Left
	F8554202	Side Panel	60 pound models; Left; Stainless steel; All markets through December 7, 2021; T market models starting December 8, 2021; Models with 0 in 5th position of serial number starting December 8, 2021
	F8554206	Side Panel	60 pound models; Left; Painted; All markets except T with 6 in 5th position of serial number starting December 8, 2021
	2	F8502101	Pin
3	M412763	Rivet	
4	56079	Panel Locator	
5	F8524601	Side Panel	20 pound models; Right
	F8524603	Side Panel	20 pound models; Right; Stainless steel; All markets through December 7, 2021; T market models starting December 8, 2021; Models with 0 in 5th position of serial number starting December 8, 2021
	F8525605	Side Panel	20 pound models; Right; Painted; All markets except T with 6 in 5th position of serial number starting December 8, 2021
	F8524701	Side Panel	30 pound models; Right
	F8524703	Side Panel	30 pound models; Right; Stainless steel; All markets through December 7, 2021; T market models starting December 8, 2021; Models with 0 in 5th position of serial number starting December 8, 2021
	F8524705	Side Panel	30 pound models; Right; Painted; All markets except T with 6 in 5th position of serial number starting December 8, 2021
	F8524801	Side Panel	40 pound models; Right
	F8524803	Side Panel	40 pound models; Right; Stainless steel; All markets through December 7, 2021; T market models starting December 8, 2021; Models with 0 in 5th position of serial number starting December 8, 2021
	F8524805	Side Panel	40 pound models; Right; Painted; All markets except T with 6 in 5th position of serial number starting December 8, 2021
	F8554203	Side Panel	60 pound models; Right
	F8554201	Side Panel	60 pound models; Right; Stainless steel; All markets through December 7, 2021; T market models starting December 8, 2021; Models with 0 in 5th position of serial number starting December 8, 2021
	F8554205	Side Panel	60 pound models; Right; Painted; All markets except T with 6 in 5th position of serial number starting December 8, 2021
	6	F8117601	Screw
7	70030501	Expansion Clip	
8	M405535	Washer	
9	F8402801	Bolt	
10	44087201	Nut	

# Side Panels (Drawing 2 of 2)

B and P Models with D in 17th Position

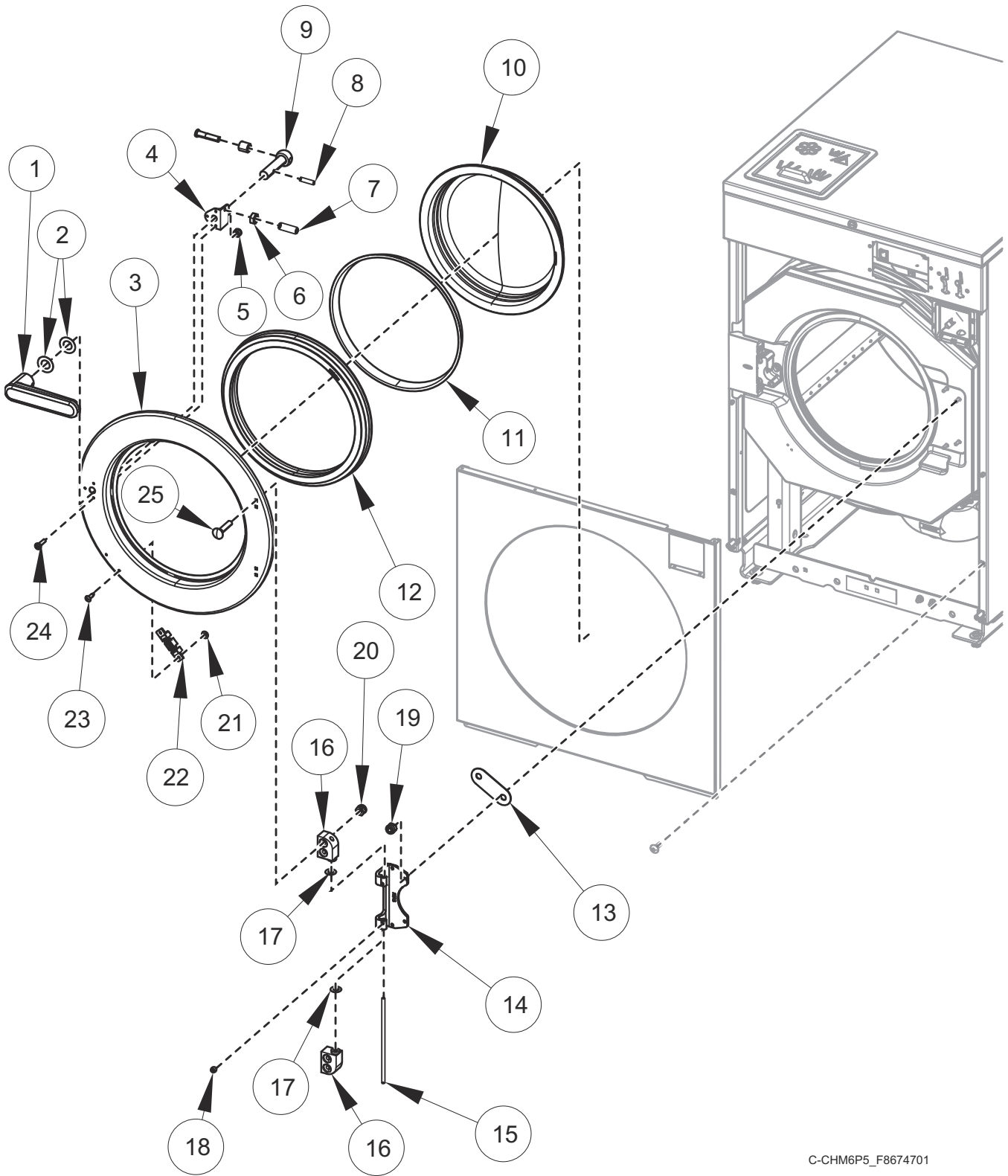


CHM3525P

## Side Panels (Drawing 2 of 2)

REF	PART NO.	DESCRIPTION	COMMENTS
1	F8524606LG	Side Panel	20 pound B models; Left
	F8524606DG	Side Panel	20 pound P models; Left
	F8524706LG	Side Panel	30 pound B models; Left
	F8524706DG	Side Panel	30 pound P models; Left
	F8524806LG	Side Panel	40 pound B models; Left
	F8524806DG	Side Panel	40 pound P models; Left
	F8554206LG	Side Panel	60 pound B models; Left
	F8554206DG	Side Panel	60 pound P models; Left
2	F8502101	Pin	
3	M412763	Rivet	
4	56079	Panel Locator	
5	F8524605LG	Side Panel	20 pound B models; Right
	F8524605DG	Side Panel	20 pound P models; Right
	F8524705LG	Side Panel	30 pound B models; Right
	F8524705DG	Side Panel	30 pound P models; Right
	F8524805LG	Side Panel	40 pound B models; Right
	F8524805DG	Side Panel	40 pound P models; Right
	F8554205LG	Side Panel	60 pound B models; Right
	F8554205DG	Side Panel	60 pound P models; Right
6	F8117601	Screw	
7	70030501	Expansion Clip	
8	M405535	Washer	
9	F8402801	Bolt	
10	44087201	Nut	

# Door - 20 Pound H Models



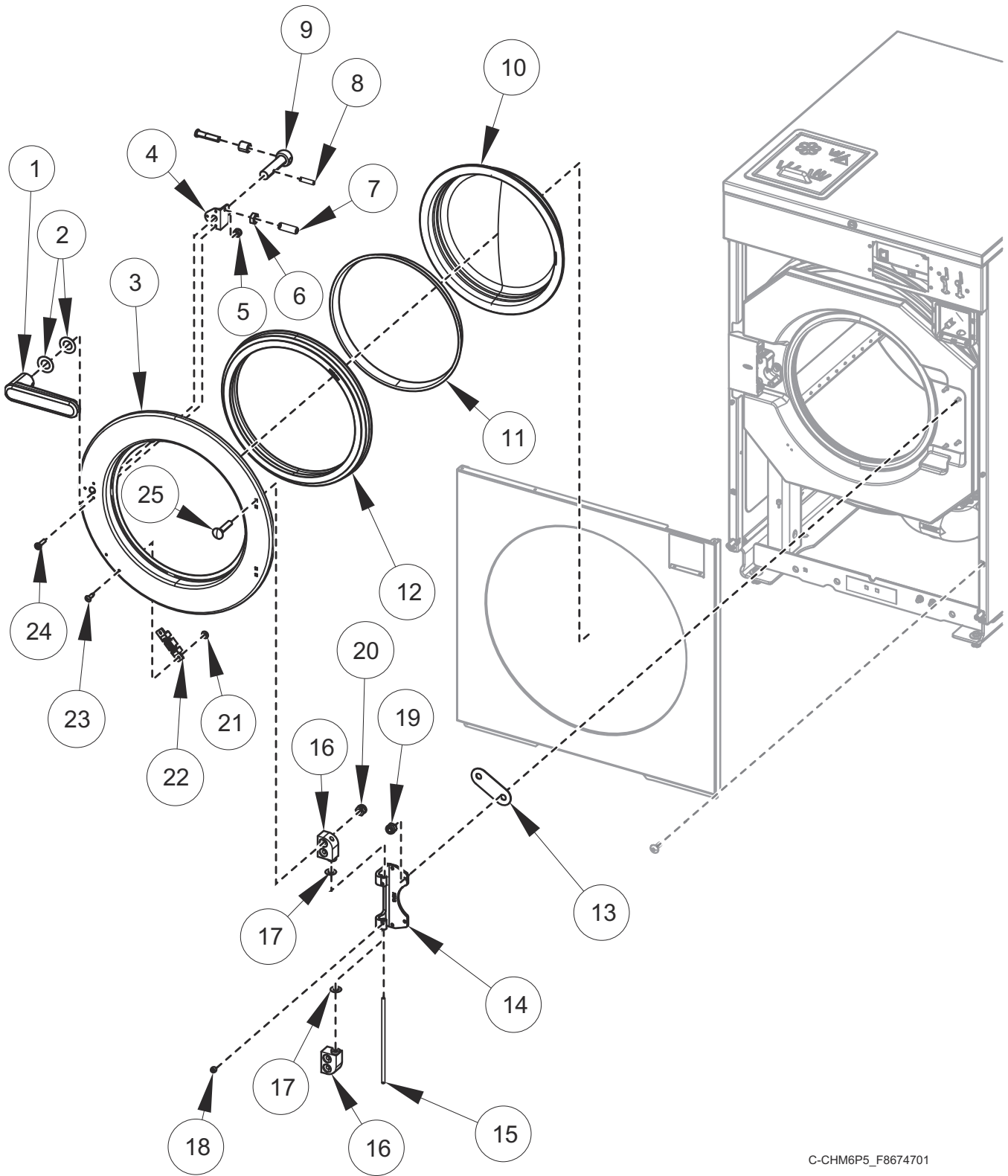
C-CHM6P5\_F8674701



## Door - 20 Pound H Models

REF	PART NO.	DESCRIPTION	COMMENTS
	F8617203	Door Assembly	Design 4; Includes items 1-12, 14-18 and 20-25
	F8617204	Door Assembly	Design 4; Chrome; Includes items 1-12, 14-18 and 20-25
	F8617206	Door Assembly	Design 4; Chrome and green; Includes items 1-12, 14-18 and 20-25
	F8617205	Door Assembly	Design 4; Green; Includes items 1-12, 14-18 and 20-25
	F8617213	Door Assembly	Design 6 and 7; Includes items 1-12, 14-18 and 20-25
	F8617214	Door Assembly	Design 6 and 7; Chrome; Includes items 1-12, 14-18 and 20-25
	F8617215	Door Assembly	Design 6 and 7; Green; Includes items 1-12, 14-18 and 20-25
	F8617216	Door Assembly	Design 6 and 7; Chrome and green; Includes items 1-12, 14-18 and 20-25
<b>1</b>	F8544701	Door Handle	
<b>2</b>	F431916	Washer	
<b>3</b>	F8507502	Door	
	F8752501	Door	Chrome
<b>4</b>	F8567501	Door Handle Spacer Kit	Includes items 6 and 7
<b>5</b>	F430232	Nut	
<b>6</b>	F431041	Nut	
<b>7</b>	F430532	Screw	
<b>8</b>	F431222	Spring Pin	
<b>9</b>	F8221403	Door Latch Arm Assembly	Includes latch arm shaft, latch arm support and sleeve
<b>10</b>	F8675701P	Door Glass	
<b>11</b>	F8583201	Door Glass Trim	Black
	F8583204	Door Glass Trim	Green
<b>12</b>	F200000202	Door Gasket	
<b>13</b>	F200131000P	Door Hinge Shim Kit	
<b>14</b>	F190216P	Door Hinge	
<b>15</b>	F602813-2	Rod	
<b>16</b>	F150271	Door Mount	
<b>17</b>	F431929	Washer	Non-ferrous
	F431147	Washer	
<b>18</b>	F430536	Screw	
<b>19</b>	C001236	Nut	
<b>20</b>	F430215	Nut	
<b>21</b>	F431133	Washer	
<b>22</b>	F8390801	Magnet	
<b>23</b>	F431223	Pop Rivet	
<b>24</b>	F8535501	Screw	
<b>25</b>	F430974	Bolt	
	F8508101	Bolt	Chrome

# Door - 20 Pound B and P Models

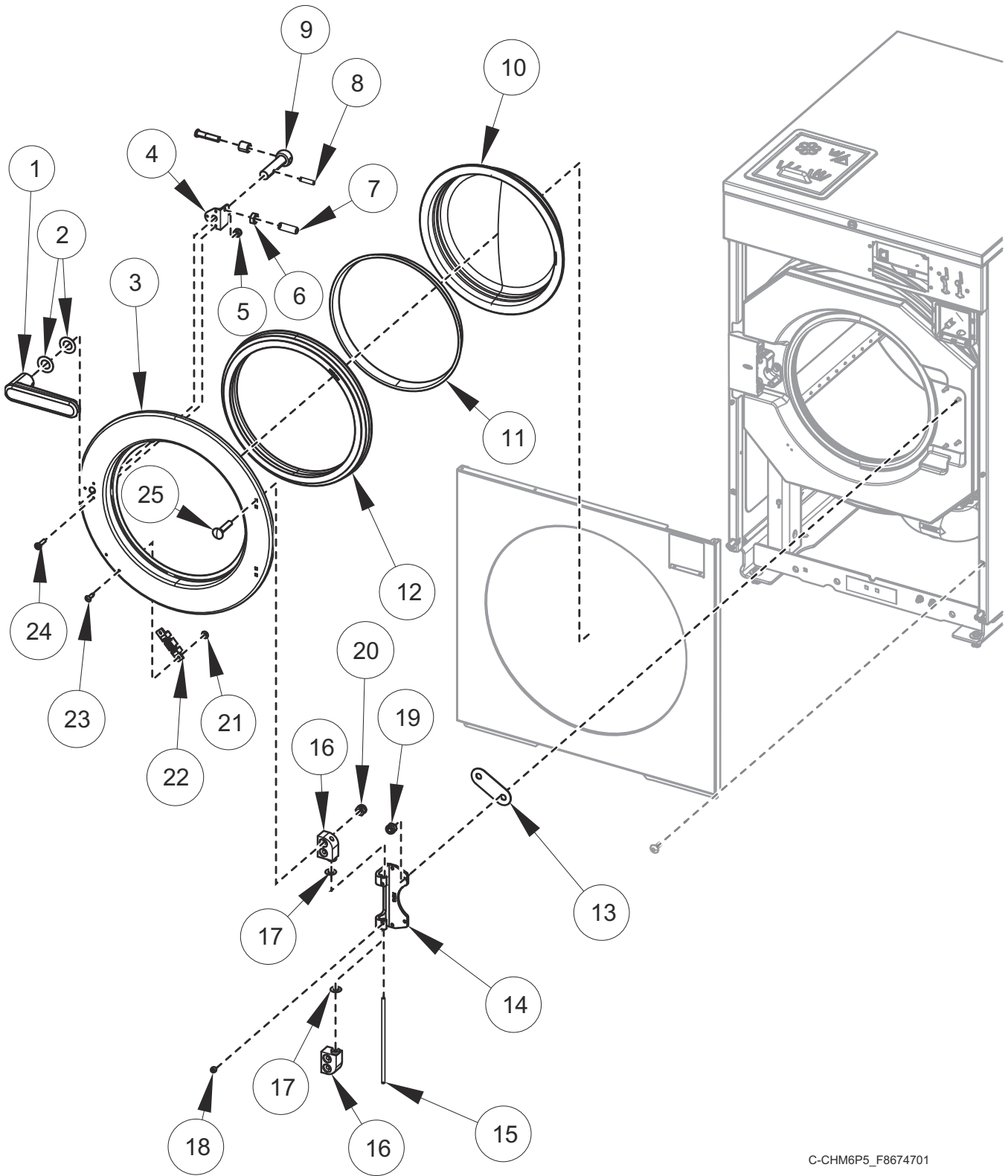


C-CHM6P5\_F8674701

## Door - 20 Pound B and P Models

REF	PART NO.	DESCRIPTION	COMMENTS
	F8617201	Door Assembly	Models with 0, A or C in 17th position; Design 4; Includes items 1-12, 14-18 and 20-25
	F8617202	Door Assembly	Models with 0, A or C in 17th position; Design 4; Chrome; Includes items 1-12, 14-18 and 20-25
	F8752901	Door Assembly	P models with D in 17th position; Includes items 1-12, 14-18 and 20-25; Design 7
	F8752902	Door Assembly	B models with D in 17th position; Includes items 1-12, 14-18 and 20-25; Design 7
1	F8199401P	Door Handle	
2	F431916	Washer	
3	F8507502	Door	Models with 0, A or C in 17th position
	F8752501	Door	Models with 0, A or C in 17th position; Chrome
	F8751101	Door	Models with D in 17th position
4	F8567501	Door Handle Spacer Kit	Includes items 6 and 7
5	F430232	Nut	
6	F431041	Nut	
7	F430532	Screw	
8	F431222	Spring Pin	
9	F8221403	Door Latch Arm Assembly	Includes latch arm shaft, latch arm support and sleeve
10	F290205P	Door Glass Kit	
11	F8583201	Door Glass Trim	Models with 0, A or C in 17th position; Black
	F8583209	Door Glass Trim	B models with D in 17th position; Orange
12	F200000202	Door Gasket	
13	F200131000P	Door Hinge Shim Kit	
14	F190216P	Door Hinge	
15	F602813-2	Rod	
16	F150271	Door Mount	
17	F431929	Washer	Non-ferrous
	F431147	Washer	
18	F430536	Screw	
19	C001236	Nut	
20	F430215	Nut	
21	F431133	Washer	
22	F8390801	Magnet	
23	F431223	Pop Rivet	Models with 0, A or C in 17th position
	F8750901	Rivet	Models with D in 17th position
24	F8535501	Screw	Models with 0, A or C in 17th position
	F8535503	Screw	Models with D in 17th position
25	F430974	Bolt	Models with 0, A or C in 17th position
	F8508101	Bolt	Models with 0, A or C in 17th position; Chrome
	F8750801	Bolt	Models with D in 17th position

# Door - 30 Pound H Models

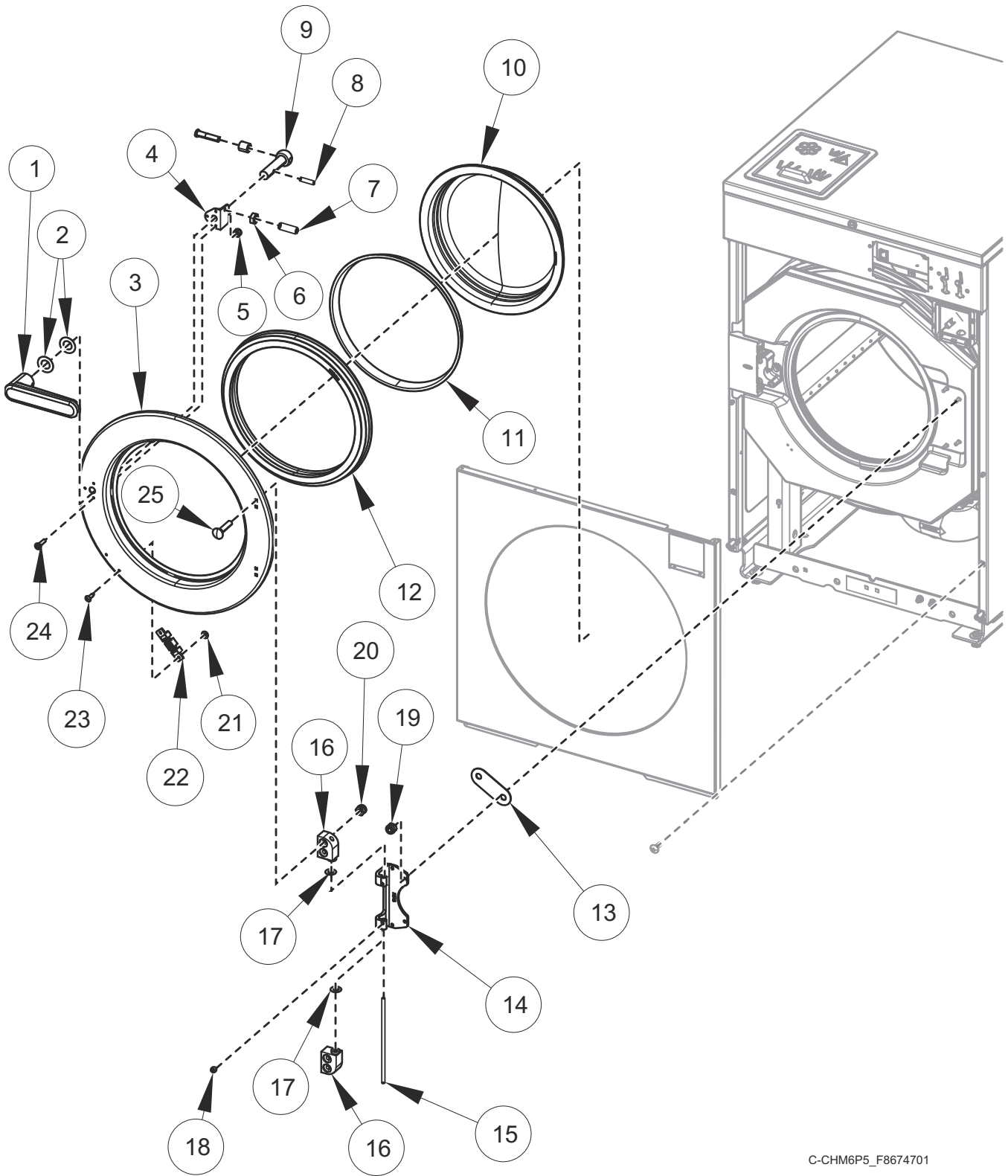


C-CHM6P5\_F8674701

## Door - 30 Pound H Models

REF	PART NO.	DESCRIPTION	COMMENTS
	F8617303	Door Assembly	Design 4; Includes items 1-12, 14-18 and 20-25
	F8617304	Door Assembly	Design 4; Chrome; Includes items 1-12, 14-18 and 20-25
	F8617306	Door Assembly	Design 4; Chrome and green; Includes items 1-12, 14-18 and 20-25
	F8617305	Door Assembly	Design 4; Green; Includes items 1-12, 14-18 and 20-25
	F8617313	Door Assembly	Design 6 and 7; Includes items 1-12, 14-18 and 20-25
	F8617314	Door Assembly	Design 6 and 7; Chrome; Includes items 1-12, 14-18 and 20-25
	F8617315	Door Assembly	Design 6 and 7; Green; Includes items 1-12, 14-18 and 20-25
	F8617316	Door Assembly	Design 6 and 7; Chrome and green; Includes items 1-12, 14-18 and 20-25
<b>1</b>	F8544701	Door Handle	
<b>2</b>	F431916	Washer	
<b>3</b>	F8507602	Door	
	F8752601	Door	Chrome
<b>4</b>	F8567501	Door Handle Spacer Kit	
<b>5</b>	F430232	Nut	
<b>6</b>	F431041	Nut	
<b>7</b>	F430533	Screw	
<b>8</b>	F431222	Spring Pin	
<b>9</b>	F8221403	Door Latch Arm Assembly	Includes latch arm shaft, latch arm support and sleeve
<b>10</b>	F8485305	Door Glass	
<b>11</b>	F8583202	Door Glass Trim	Black
	F8583205	Door Glass Trim	Green
<b>12</b>	F8111602	Door Gasket	
<b>13</b>	F200131000P	Door Hinge Shim Kit	
<b>14</b>	F190216P	Door Hinge	
<b>15</b>	F602813-2	Rod	
<b>16</b>	F150271	Door Mount	
<b>17</b>	F431929	Washer	Non-ferrous
	F431147	Washer	
<b>18</b>	F430536	Screw	
<b>19</b>	C001236	Nut	
<b>20</b>	F430215	Nut	
<b>21</b>	F431133	Washer	
<b>22</b>	F8390801	Magnet	
<b>23</b>	F431223	Pop Rivet	
<b>24</b>	F8535501	Screw	
<b>25</b>	F430974	Bolt	
	F8508101	Bolt	Chrome

# Door - 30 Pound B and P Models

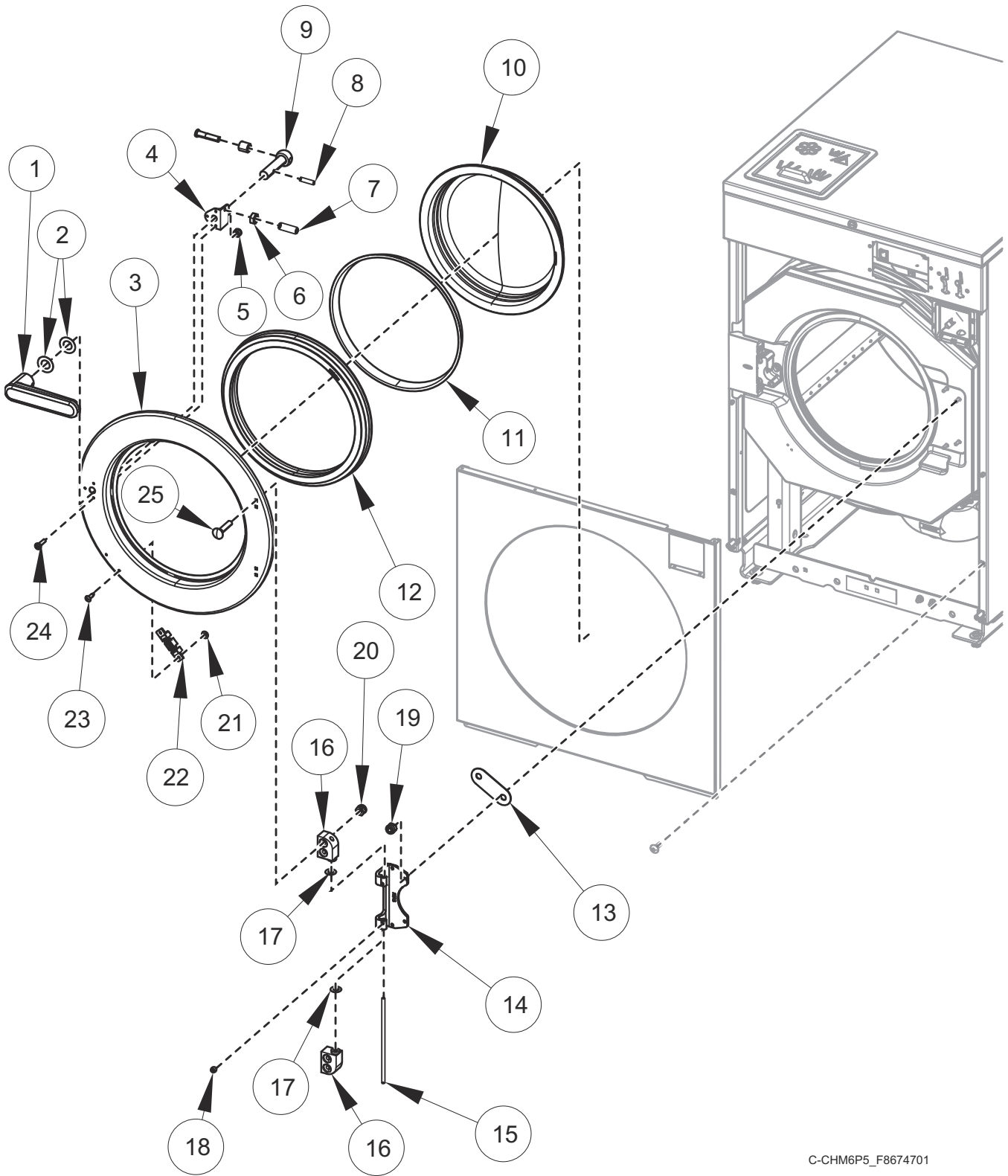


C-CHM6P5\_F8674701

## Door - 30 Pound B and P Models

REF	PART NO.	DESCRIPTION	COMMENTS
	F8617301	Door Assembly	Models with 0, A or C in 17th position; Design 4; Includes items 1-12, 14-18 and 20-25
	F8617302	Door Assembly	Models with 0, A or C in 17th position; Design 4; Chrome; Includes items 1-12, 14-18 and 20-25
	F8753001	Door Assembly	P models with D in 17th position; Includes items 1-12, 14-18 and 20-25; Design 7
	F8753002	Door Assembly	B models with D in 17th position; Includes items 1-12, 14-18 and 20-25; Design 7
<b>1</b>	F8199401P	Door Handle	
<b>2</b>	F431916	Washer	
<b>3</b>	F8507602	Door	Models with 0, A or C in 17th position
	F8752601	Door	Models with 0, A or C in 17th position; Chrome
	F8751201	Door	Models with D in 17th position
<b>4</b>	F8567501	Door Handle Spacer Kit	
<b>5</b>	F430232	Nut	
<b>6</b>	F431041	Nut	
<b>7</b>	F430533	Screw	
<b>8</b>	F431222	Spring Pin	
<b>9</b>	F8221403	Door Latch Arm Assembly	Includes latch arm shaft, latch arm support and sleeve
<b>10</b>	F8485301P	Door Glass	
<b>11</b>	F8583202	Door Glass Trim	Models with 0, A or C in 17th position; Black
	F8583210	Door Glass Trim	B models with D in 17th position; Orange
<b>12</b>	F8111602	Door Gasket	
<b>13</b>	F200131000P	Door Hinge Shim Kit	
<b>14</b>	F190216P	Door Hinge	
<b>15</b>	F602813-2	Rod	
<b>16</b>	F150271	Door Mount	
<b>17</b>	F431929	Washer	Non-ferrous
	F431147	Washer	
<b>18</b>	F430536	Screw	
<b>19</b>	C001236	Nut	
<b>20</b>	F430215	Nut	
<b>21</b>	F431133	Washer	
<b>22</b>	F8390801	Magnet	
<b>23</b>	F431223	Pop Rivet	Models with 0, A or C in 17th position
	F8750901	Rivet	Models with D in 17th position
<b>24</b>	F8535501	Screw	Models with 0, A or C in 17th position
	F8535503	Screw	Models with D in 17th position
<b>25</b>	F430974	Bolt	Models with 0, A or C in 17th position
	F8508101	Bolt	Models with 0, A or C in 17th position; Chrome
	F8750801	Bolt	Models with D in 17th position

# Door - 40 and 60 Pound H Models



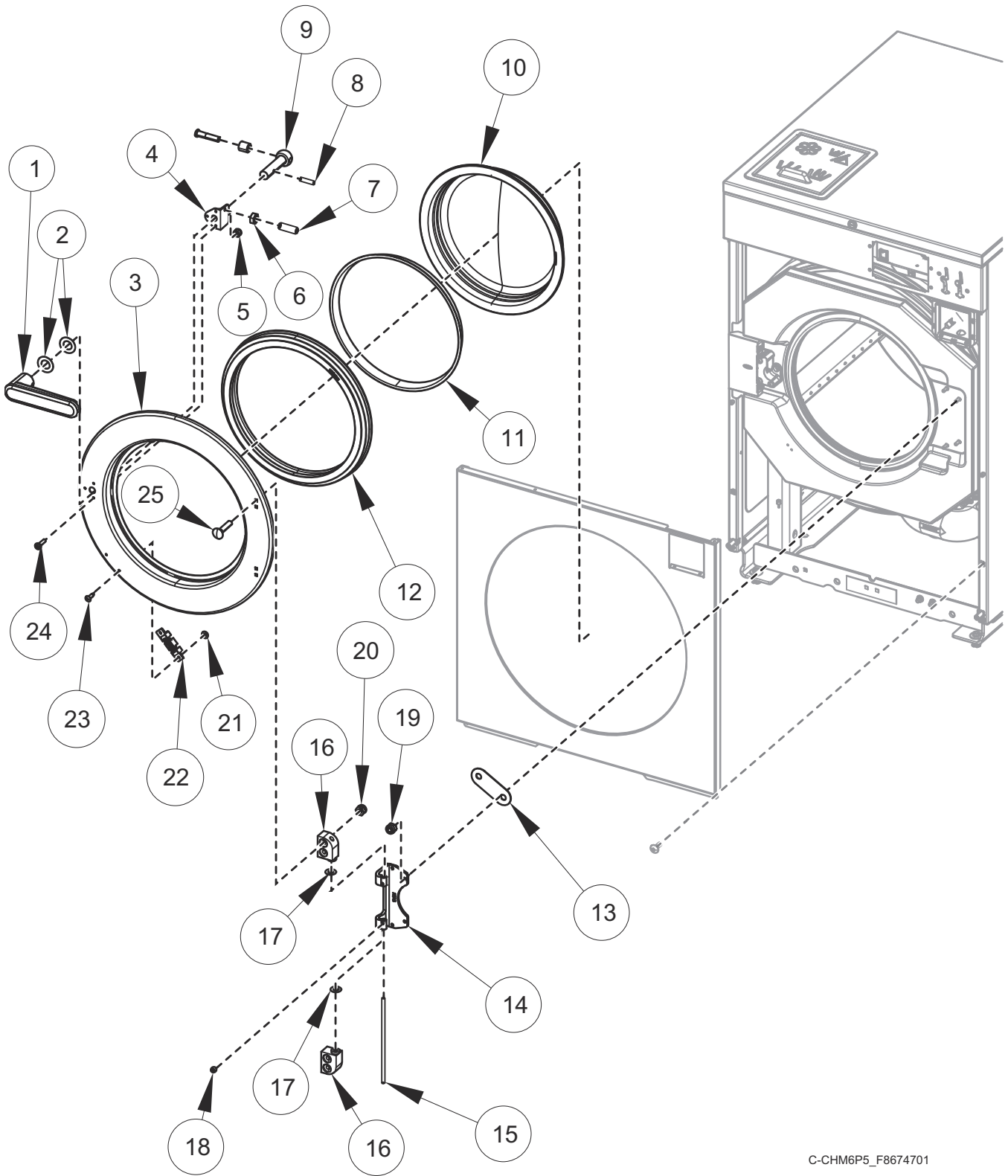
C-CHM6P5\_F8674701



## Door - 40 and 60 Pound H Models

REF	PART NO.	DESCRIPTION	COMMENTS
	F8617403	Door Assembly	Design 4; Includes items 1-12, 14-18 and 20-25
	F8617404	Door Assembly	Design 4; Chrome; Includes items 1-12, 14-18 and 20-25
	F8617406	Door Assembly	Design 4; Chrome and green; Includes items 1-12, 14-18 and 20-25
	F8617405	Door Assembly	Design 4; Green; Includes items 1-12, 14-18 and 20-25
	F8617413	Door Assembly	Design 6 and 7; Includes items 1-12, 14-18 and 20-25
	F8617414	Door Assembly	Design 6 and 7; Chrome; Includes items 1-12, 14-18 and 20-25
	F8617415	Door Assembly	Design 6 and 7; Green; Includes items 1-12, 14-18 and 20-25
	F8617416	Door Assembly	Design 6 and 7; Chrome and green; Includes items 1-12, 14-18 and 20-25
<b>1</b>	F8544701	Door Handle	
<b>2</b>	F431916	Washer	
<b>3</b>	F8507702	Door	
	F8752701	Door	Chrome
<b>4</b>	F8567501	Door Handle Spacer Kit	
<b>5</b>	F430232	Nut	
<b>6</b>	F431041	Nut	
<b>7</b>	F430533	Screw	
<b>8</b>	F431222	Spring Pin	
<b>9</b>	F8221403	Door Latch Arm Assembly	Includes latch arm shaft, latch arm support and sleeve
<b>10</b>	F8485405	Door Glass	
<b>11</b>	F8583203	Door Glass Trim	Black
	F8583206	Door Glass Trim	Green
<b>12</b>	F8111602	Door Gasket	Design 4
	F8111502	Door Gasket	Design 6 and 7; Black
<b>13</b>	F200131000P	Door Hinge Shim Kit	
<b>14</b>	F190216P	Door Hinge	
<b>15</b>	F602813-3	Rod	
<b>16</b>	F150271	Door Mount	
<b>17</b>	F431929	Washer	Non-ferrous
	F431147	Washer	
<b>18</b>	F430536	Screw	
<b>19</b>	C001236	Nut	
<b>20</b>	F430215	Nut	
<b>21</b>	F431133	Washer	
<b>22</b>	F8390801	Magnet	
<b>23</b>	F431223	Pop Rivet	
<b>24</b>	F8535501	Screw	
<b>25</b>	F430974	Bolt	
	F8508101	Bolt	Chrome

# Door - 40 and 60 Pound B and P Models

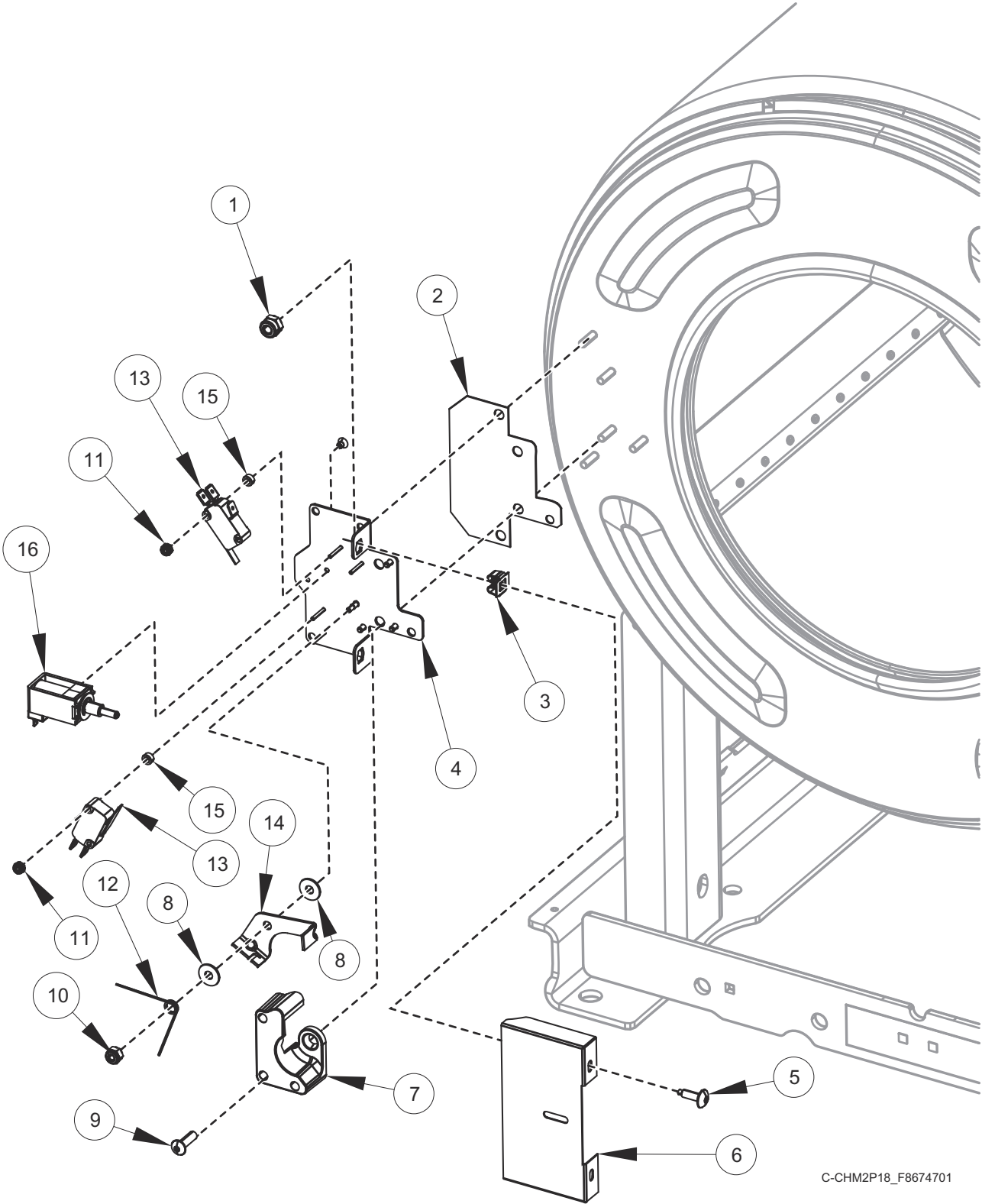


C-CHM6P5\_F8674701

## Door - 40 and 60 Pound B and P Models

REF	PART NO.	DESCRIPTION	COMMENTS
	F8617401	Door Assembly	Models with 0, A or C in 17th position; Design 4; Includes items 1-12, 14-18 and 20-25
	F8617402	Door Assembly	Models with 0, A or C in 17th position; Design 4; Chrome; Includes items 1-12, 14-18 and 20-25
	F8753101	Door Assembly	P models with D in 17th position; Includes items 1-12, 14-18 and 20-25; Design 7
	F8753102	Door Assembly	B models with D in 17th position; Includes items 1-12, 14-18 and 20-25; Design 7
<b>1</b>	F8199401P	Door Handle	
<b>2</b>	F431916	Washer	
<b>3</b>	F8507702	Door	Models with 0, A or C in 17th position
	F8752701	Door	Models with 0, A or C in 17th position; Chrome
<b>4</b>	F8567501	Door Handle Spacer Kit	
<b>5</b>	F430232	Nut	
<b>6</b>	F431041	Nut	
<b>7</b>	F430533	Screw	
<b>8</b>	F431222	Spring Pin	
<b>9</b>	F8221403	Door Latch Arm Assembly	Includes latch arm shaft, latch arm support and sleeve
<b>10</b>	F8485401P	Door Glass	
<b>11</b>	F8583203	Door Glass Trim	Models with 0, A or C in 17th position; Black
	F8583211	Door Glass Trim	B models with D in 17th position; Orange
<b>12</b>	F8111602	Door Gasket	Design 4
	F8111502	Door Gasket	Design 6 and 7; Black
<b>13</b>	F200131000P	Door Hinge Shim Kit	
<b>14</b>	F190216P	Door Hinge	
<b>15</b>	F602813-3	Rod	
<b>16</b>	F150271	Door Mount	
<b>17</b>	F431929	Washer	Non-ferrous
	F431147	Washer	
<b>18</b>	F430536	Screw	
<b>19</b>	C001236	Nut	
<b>20</b>	F430215	Nut	
<b>21</b>	F431133	Washer	
<b>22</b>	F8390801	Magnet	
<b>23</b>	F431223	Pop Rivet	Models with 0, A or C in 17th position
	F8750901	Rivet	Models with D in 17th position
<b>24</b>	F8535501	Screw	Models with 0, A or C in 17th position
	F8535503	Screw	Models with D in 17th position
<b>25</b>	F430974	Bolt	Models with 0, A or C in 17th position
	F8508101	Bolt	Models with 0, A or C in 17th position; Chrome
	F8750801	Bolt	Models with D in 17th position

# Door Lock

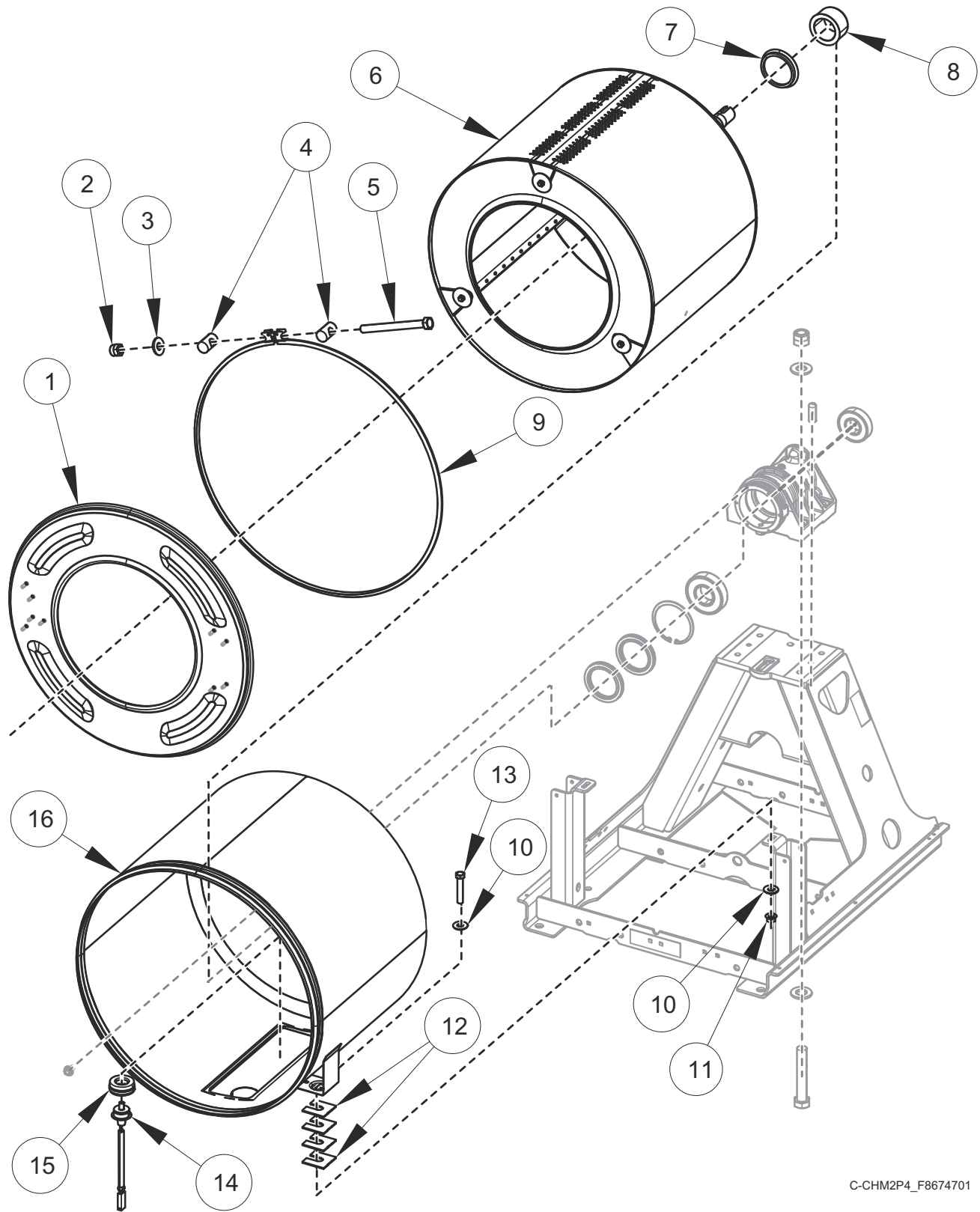


C-CHM2P18\_F8674701

# Door Lock

REF	PART NO.	DESCRIPTION	COMMENTS
	F8632401	Door Lock Assembly	Includes items 3, 4 and 10-16
	F8520201	Door Lock Harness	20 and 30 pound models
	F8520202	Door Lock Harness	40 and 60 pound models
	F8066804	Reed Switch Assembly	
<b>1</b>	F431024	Nut	
<b>2</b>	F8344401	Door Lock Plate Shim	
<b>3</b>	70030501	Expansion Clip	
<b>4</b>	F8223202	Door Lock Plate Assembly	
<b>5</b>	F8117601	Screw	
<b>6</b>	F8245001	Door Lock Cover	
<b>7</b>	F8344501	Door Lock Catch	
<b>8</b>	F8193101	Washer	
<b>9</b>	F8270701	Bolt	
<b>10</b>	F430232	Nut	
<b>11</b>	F430225	Nut	
<b>12</b>	F8070301	Torsion/Door Lock Spring	
<b>13</b>	F200203200	Door Lock Microswitch	
<b>14</b>	F8223401	Door Lock Switch Lever	
<b>15</b>	F431901	Spacer	
<b>16</b>	F977P3	Door Lock Solenoid Replacement Kit	

# Shell Front, Basket, Shell and Frame Template

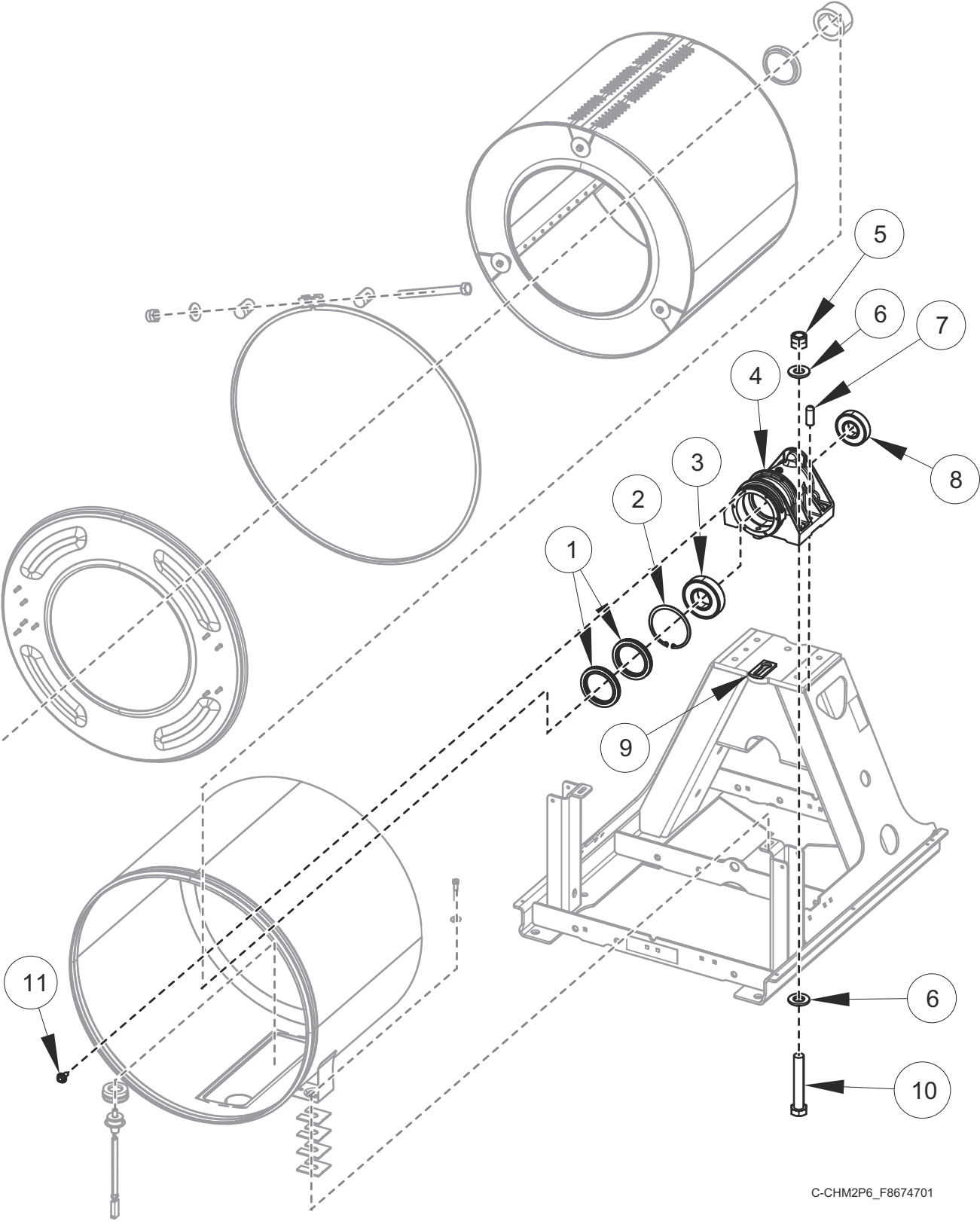


C-CHM2P4\_F8674701

## Shell Front, Basket, Shell and Frame Template

REF	PART NO.	DESCRIPTION	COMMENTS
	F8598301	Harness	Thermistor; 20 and 30 pound models
	F8598302	Harness	Thermistor; 40 and 60 pound models
<b>1</b>	F8222301	Shell Front	20 pound models
	F8222401	Shell Front	30 pound models
	F8222501	Shell Front	40 pound models
	F8222601	Shell Front	60 pound models
<b>2</b>	F430218	Nut	
<b>3</b>	M400080	Washer	
<b>4</b>	F8302701	Pin	
<b>5</b>	F8673701	Screw	
<b>6</b>	F8391304	Basket	20 pound models; Viton
	F8391302	Basket	20 pound models; Rain
	F8391504	Basket	30 pound models; Viton
	F8391502	Basket	30 pound models; Rain
	F8391704	Basket	40 pound models; Viton
	F8391702	Basket	40 pound models; Rain
	F8502805	Basket	60 pound models; Viton
	F8502802	Basket	60 pound models; Rain
<b>7</b>	F8337002	Excluder Seal	
<b>8</b>	F8343906P	Shaft Seal Sleeve Kit	
<b>9</b>	F8537801	Shell Band Kit	20 pound models; Includes items 2-5
	F8537802	Shell Band Kit	30 pound models; Includes items 2-5
	F8537803	Shell Band Kit	40 pound models; Includes items 2-5
	F8537804	Shell Band Kit	60 pound models; Includes items 2-5
<b>10</b>	M400081	Washer	
<b>11</b>	44087301	Nut	
<b>12</b>	F8402701	Washer	
<b>13</b>	F8621601	Screw	
<b>14</b>	F8538801	Thermistor	
<b>15</b>	2251000400	Temperature Probe Grommet	
<b>16</b>	F8512102	Shell	20 pound models; Electric and dual heat
	F8514002	Shell	30 pound models; Electric and dual heat
	F8512202	Shell	40 pound models; Electric and dual heat
	F8543702	Shell	60 pound models; Electric and dual heat
	F8512202	Shell	40 pound models; Steam Heat
	F8543702	Shell	60 pound models; Steam Heat
	F8512101	Shell	20 pound models; Standard
	F8514001	Shell	30 pound models; Standard
	F8512201	Shell	40 pound models; Standard
	F8543701	Shell	60 pound models; Standard

# Bearing Housing



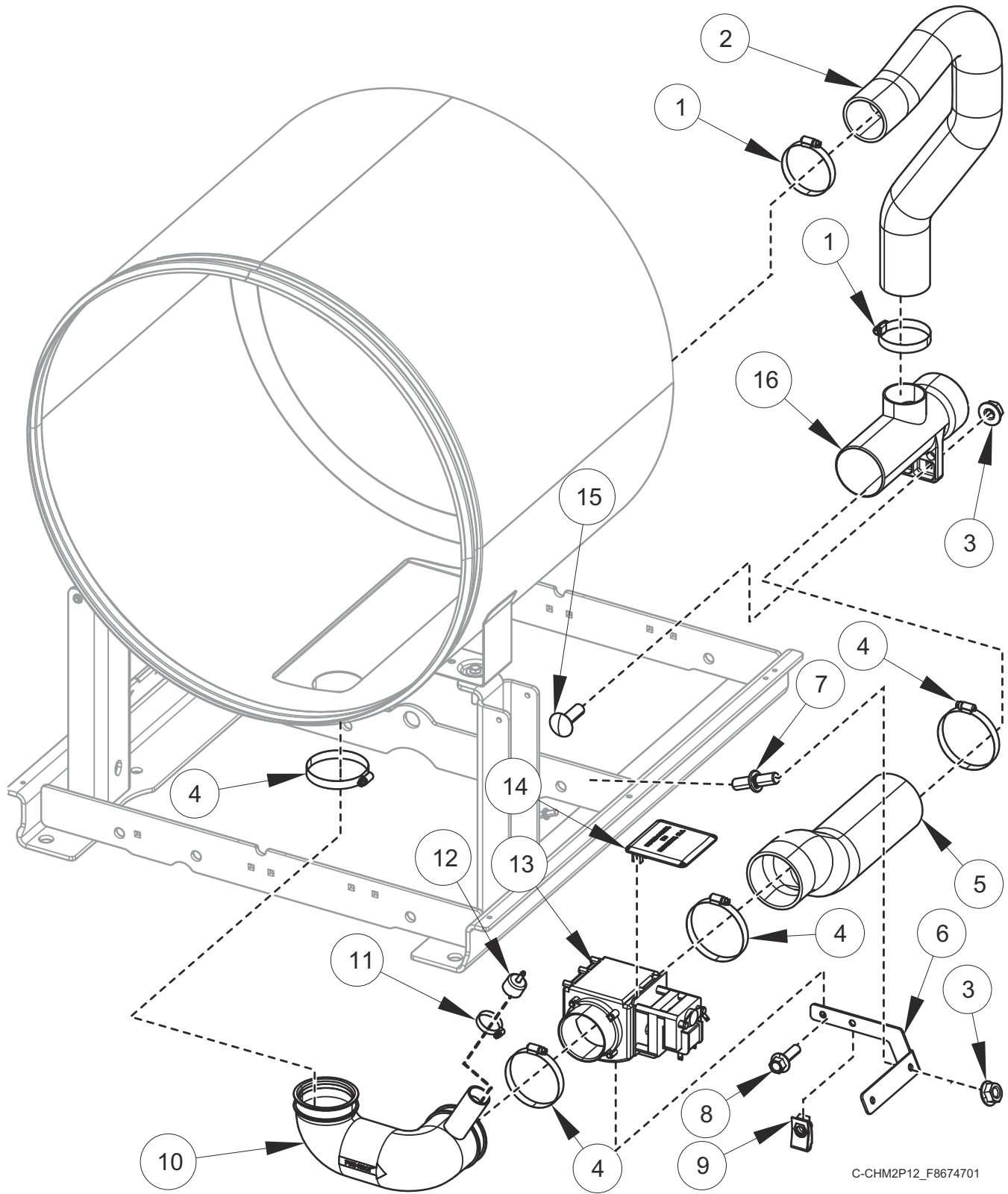
C-CHM2P6\_F8674701



# Bearing Housing

REF	PART NO.	DESCRIPTION	COMMENTS
	F8271601P	Bearing Housing Assembly	20 pound models; Includes items 1-4 and 8; Standard
	F8271602	Bearing Housing Assembly	20 pound models; Includes items 1-4 and 8; Viton
	F8271701P	Bearing Housing Assembly	30 pound models; Includes items 1-4 and 8; Standard
	F8271702	Bearing Housing Assembly	30 pound models; Includes items 1-4 and 8; Viton
	F8271801P	Bearing Housing Assembly	40 pound models; Includes items 1-4 and 8; Standard
	F8271802	Bearing Housing Assembly	40 pound models; Includes items 1-4 and 8; Viton
	F8271901P	Bearing Housing Assembly	60 pound models; Includes items 1-4 and 8; Standard
	F8271902	Bearing Housing Assembly	60 pound models; Includes items 1-4 and 8; Viton
<b>1</b>	F8203801	Triple Lip Seal	20 pound models; Standard
	F8203813	Triple Lip Seal	20 pound models; Viton
	F8203802	Triple Lip Seal	30 pound models; Standard
	F8203814	Triple Lip Seal	30 pound models; Viton
	F8203803	Triple Lip Seal	40 pound models; Standard
	F8203815	Triple Lip Seal	40 pound models; Viton
	F8203806	Triple Lip Seal	60 pound models; Standard
	F8203816	Radial Lip Seal	60 pound models; Viton
<b>2</b>	F8344901	Retaining Ring	20 pound models
	F8345001	Retaining Ring	30 pound models
	F8337801	Retaining Ring	40 pound models
	F8337901	Retaining Ring	60 pound models
<b>3</b>	F100137P	Bearing	20 and 40 pound models
	F100123P	Bearing	30 pound models
	F100135	Bearing	60 pound models
<b>4</b>	F8247902	Bearing Housing	20 pound models
	F8246802	Bearing Housing	30 pound models
	F8249902	Bearing Housing	40 pound models
	F8250902	Bearing Housing	60 pound models
<b>5</b>	F8387701	Nut	
<b>6</b>	F430339	Washer	
<b>7</b>	F8388201	Dowel Pin	
<b>8</b>	F100136P	Bearing	20 pound models
	F100108	Bearing	30 pound models
	F100134	Bearing	40 and 60 pound models
<b>9</b>	F8350302	Seal Scupper Pad	
<b>10</b>	F8368801	Screw	
<b>11</b>	F8442702	Screw	

# Drain Plumbing

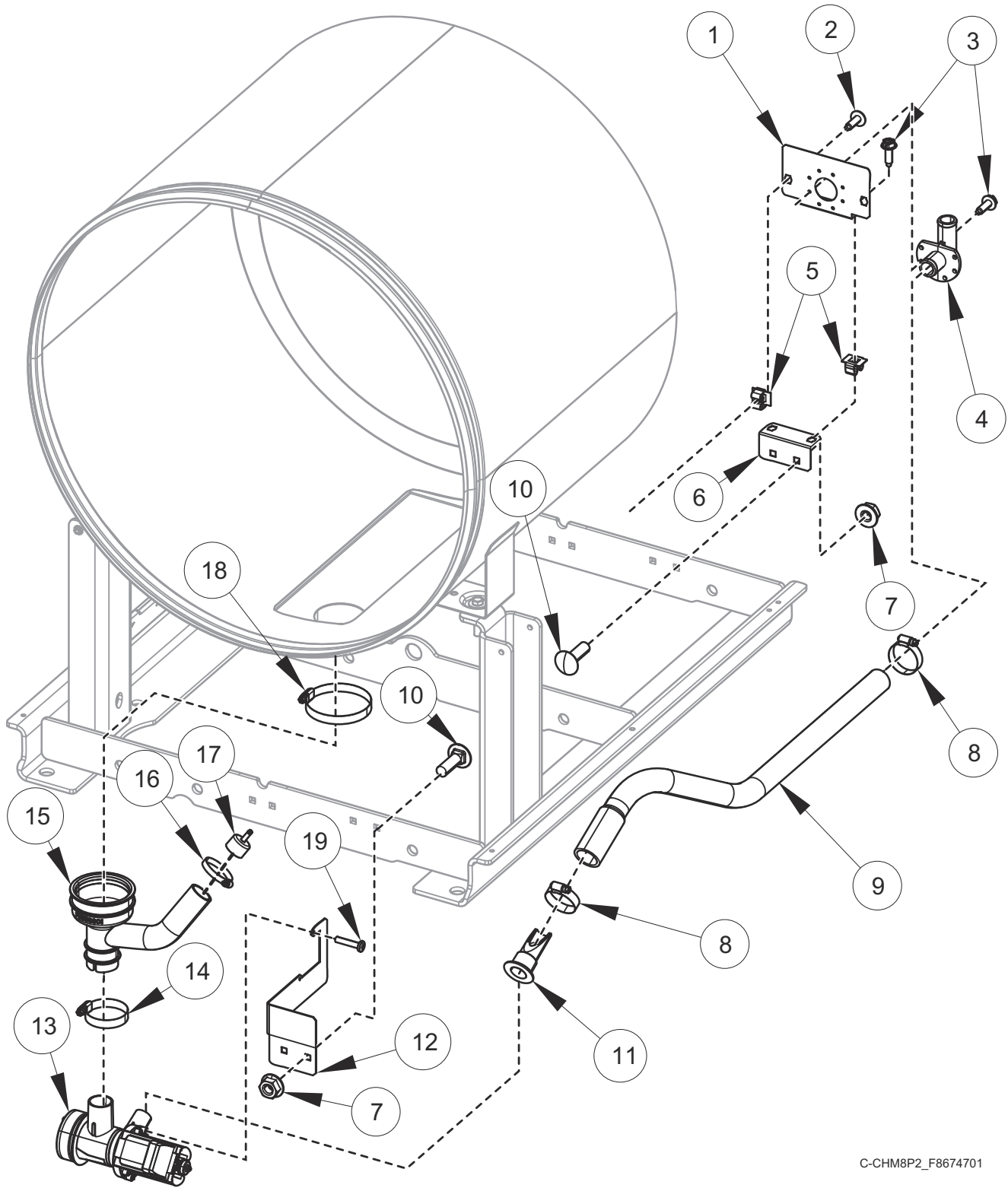


C-CHM2P12\_F8674701

## Drain Plumbing

REF	PART NO.	DESCRIPTION	COMMENTS
	F200165100	Drain Hose	
	F8520001	Drain Valve Harness	20 and 30 pound models
	F8520002	Drain Valve Harness	40 and 60 pound models
<b>1</b>	F200213	Hose Clamp	
<b>2</b>	F8522401	Overflow Hose	20 pound models
	F8521201	Overflow Hose	30 pound models
	F8522501	Overflow Hose	40 and 60 pound models
<b>3</b>	44087201	Nut	
<b>4</b>	F200201	Hose Clamp	
<b>5</b>	F8587301	Rear Drain Hose	20 pound models
	F8543001	Rear Drain Hose	30 pound models
	F8543201	Rear Drain Hose	40 pound models
	F8543501	Rear Drain Hose	60 pound models
<b>6</b>	F8587701	Drain Valve Bracket	20 pound models
	F8543101	Drain Valve Bracket	30 pound models
	F8543301	Drain Valve Bracket	40 pound models
	F8543401	Drain Valve Bracket	60 pound models
<b>7</b>	70334702	Stud	
<b>8</b>	202175	Screw	
<b>9</b>	70030401	Nut	
<b>10</b>	F8542002	Drain Hose	20 pound models
	F8541901	Drain Hose	30, 40 and 60 pound models
	F8542001	Drain Hose	40 and 60 pound models; Steam and electric heat
<b>11</b>	36802	Hose Clamp	
<b>12</b>	F8579301	Pressure Cap	
<b>13</b>	F200166302	Drain Valve Kit	3 inch; 120 Volt; Left; NO; Includes item 14
	F8406308	Drain Valve	3 inch; 120 Volt; Right; NO
	F200166402	Drain Valve Kit	3 inch; 230 Volt; Left; NO; Includes item 14
	F8577201	Drain Valve Kit	3 inch; 230 Volt; Right; NO; Includes item 14
<b>14</b>	F200133600	Drain Valve Cover	
<b>15</b>	F8402801	Bolt	
<b>16</b>	F8752101	Drain Tee	

# Pump Drain Plumbing - 20, 30 and 40 Pound Models

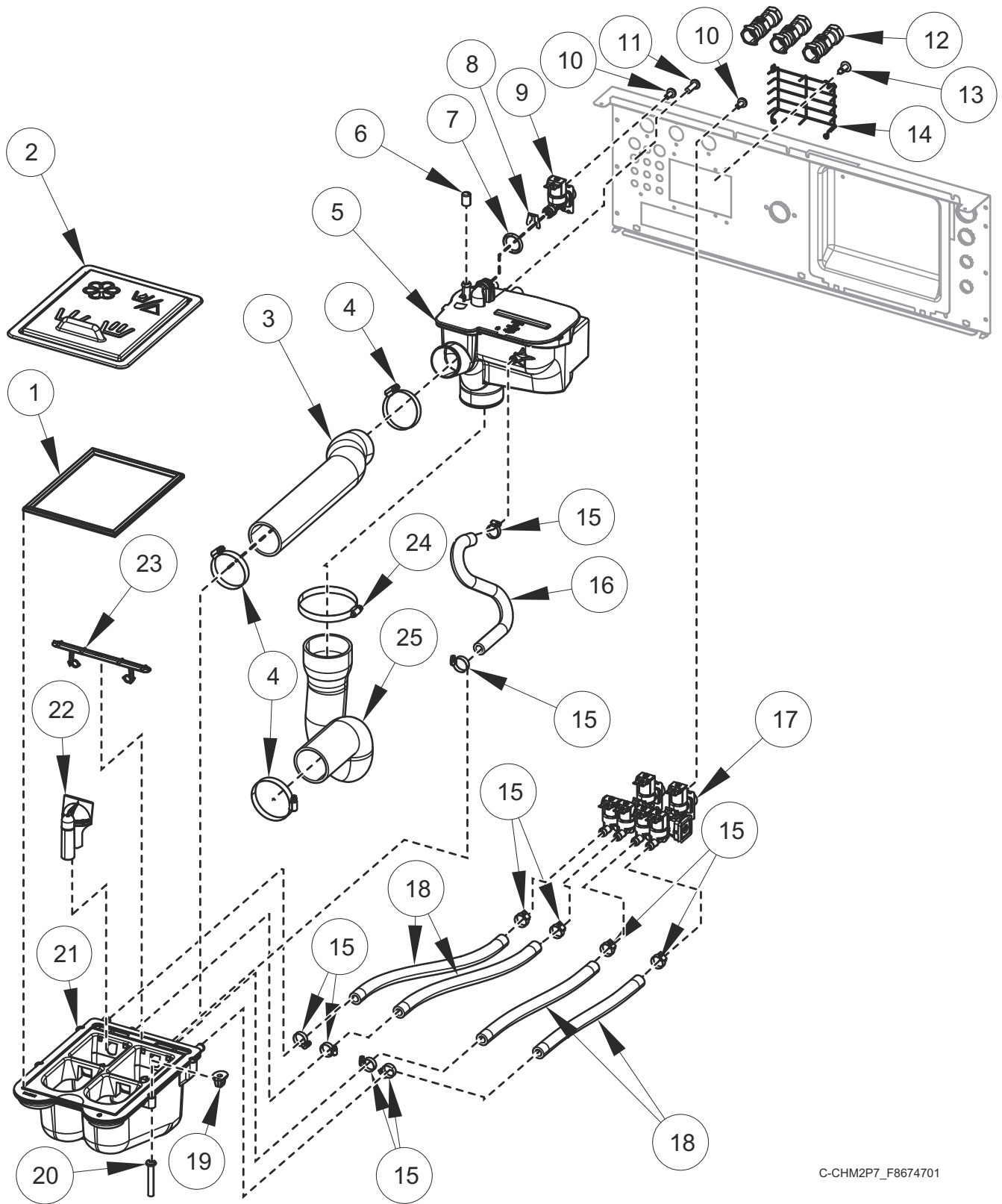


C-CHM8P2\_F8674701

## Pump Drain Plumbing - 20, 30 and 40 Pound Models

REF	PART NO.	DESCRIPTION	COMMENTS
	27154	Drain Hose	Hose to standpipe
	F150352	Overflow Plug	20 pound models
	F8520001	Drain Valve Harness	20 and 30 pound models
	F8520002	Drain Valve Harness	40 pound models
<b>1</b>	F8571301	Bracket	Upper; Elbow mount
<b>2</b>	F8117601	Screw	
<b>3</b>	F8206901	Screw	
<b>4</b>	35766	Drain Hose Elbow	
<b>5</b>	70030501	Expansion Clip	
<b>6</b>	F8571401	Bracket	Lower; Elbow mount
<b>7</b>	44087201	Nut	
<b>8</b>	F200204	Hose Clamp	
<b>9</b>	F8537001	Pump Drain Rear Hose	20 pound models
	F8557001	Pump Drain Rear Hose	30 pound models
	F8557201	Pump Drain Rear Hose	40 pound models
<b>10</b>	F8402801	Bolt	
<b>11</b>	800310	Backflow Preventer	
<b>12</b>	F8536901	Pump Drain Bracket	20 pound models
	F8557101	Pump Drain Bracket	30 pound models
	F8557301	Pump Drain Bracket	40 pound models
<b>13</b>	805723	Pump Drain and Bracket Assembly	120 Volt/60 Hertz; Green
	805613	Pump Drain and Bracket Assembly	208-240 Volt/60 Hertz; Red
	804038	Pump Drain and Bracket Assembly	220-240 Volt/50 Hertz; Blue
<b>14</b>	F200215	Hose Clamp	
<b>15</b>	F8556601	Pump Drain Hose	
<b>16</b>	36802	Hose Clamp	
<b>17</b>	F8579301	Pressure Cap	
<b>18</b>	F200219	Hose Clamp	
<b>19</b>	F8658501	Screw	

# Fill Plumbing - 20 Pound Models

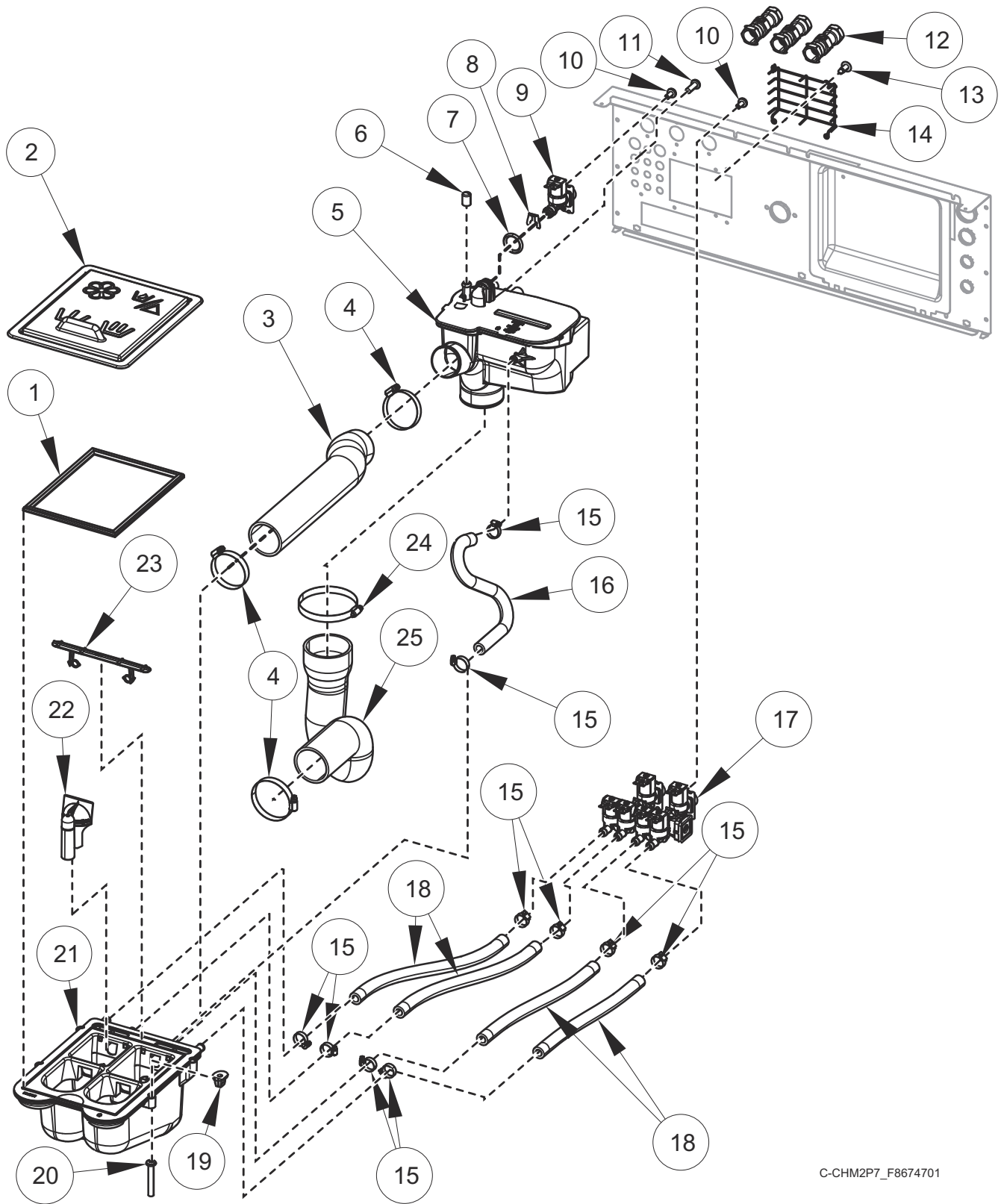


C-CHM2P7\_F8674701

## Fill Plumbing - 20 Pound Models

REF	PART NO.	DESCRIPTION	COMMENTS
	F8047403	Dispenser	Includes Items 21-23
	F8520101	Fill Valve Harness	
	F8665601	Water Hose Kit	Standard thread; Red (hot); Includes 20290 Washer and 803615 Washer Filter
	F8665603	Water Hose Kit	Standard thread; Blue (cold); Includes 20290 Washer and 803615 Washer Filter
	F8665602	Water Hose Kit	Metric thread; Red (hot); Includes 20290 Washer and 803615 Washer Filter
	F8665604	Water Hose Kit	Metric thread; Blue (cold); Includes 20290 Washer and 803615 Washer Filter
	F8671201	Fill Hose Kit	WRAS; Includes item 12 and F8665602 Water Hose Kit
	F8671202	Fill Hose Kit	WRAS; Includes item 12 and F8665604 Water Hose Kit
	F8671101	Fill Hose Kit	Australian watermark; Includes F8665602 Water Hose Kit and B12543901 Check Valve
	F8671102	Fill Hose Kit	Australian watermark; Includes F8665604 Water Hose Kit and B12543901 Check Valve
<b>1</b>	B12568601	Dispenser Gasket	
<b>2</b>	F8563204	Dispenser Cover	Black; Icons and text
	F8563203	Dispenser Cover	Gray; Icons and text
	F8563202	Dispenser Cover	Black; Icons
	F8563201	Dispenser Cover	Gray; Icons
<b>3</b>	F8529401	Supply Vacuum Hose	
<b>4</b>	F200213	Hose Clamp	
<b>5</b>	F8517503	Vacuum Breaker Assembly	With inlet and fill
	F8517501	Vacuum Breaker Assembly	With fill
	F8517504	Vacuum Breaker Assembly	
<b>6</b>	F8197701	Cap	WRAS
<b>7</b>	F8569101	O-Ring	
<b>8</b>	F8566801	Clip	
<b>9</b>	F8565201	Valve	Standard
	F8565202	Valve	Metric
<b>10</b>	F8230301	Screw	
<b>11</b>	800548	Screw	
<b>12</b>	F8301201	Double Check Valve	WRAS
<b>13</b>	70058501	Pop Rivet	
<b>14</b>	F8589601	Vacuum Breaker Guard	
<b>15</b>	36801	Hose Clamp	
<b>16</b>	F8616401	Rear Vent Hose	
<b>17</b>	F8529701	Manifold Valve	Standard
	F8529702P	Manifold Valve	Metric
<b>18</b>	F8232007	Hose	
<b>19</b>	F0431807-00	Nut	
<b>20</b>	F8535601	Screw	
<b>21</b>	F8437902	Dispenser Weldment	
<b>22</b>	F8047901	Siphon Cover	
<b>23</b>	F8047801	Access Cover	
<b>24</b>	F200201	Hose Clamp	
<b>25</b>	F8529601	P-Trap Hose	

# Fill Plumbing - 30 Pound Models



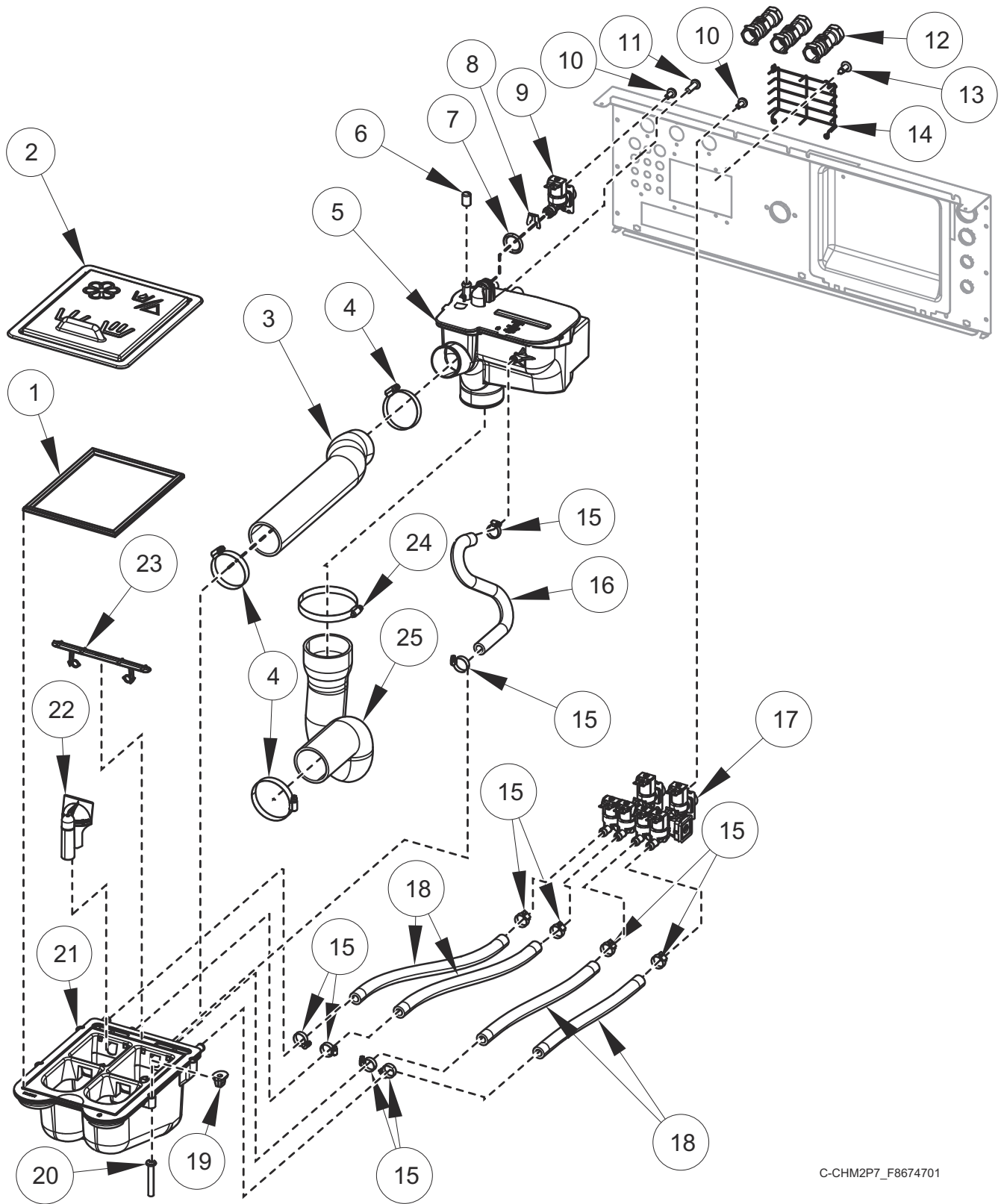
C-CHM2P7\_F8674701



## Fill Plumbing - 30 Pound Models

REF	PART NO.	DESCRIPTION	COMMENTS
	F8047403	Dispenser	Includes Items 21-23
	F8520101	Fill Valve Harness	
	F8665601	Water Hose Kit	Standard thread; Red (hot); Includes 20290 Washer and 803615 Washer Filter
	F8665603	Water Hose Kit	Standard thread; Blue (cold); Includes 20290 Washer and 803615 Washer Filter
	F8665602	Water Hose Kit	Metric thread; Red (hot); Includes 20290 Washer and 803615 Washer Filter
	F8665604	Water Hose Kit	Metric thread; Blue (cold); Includes 20290 Washer and 803615 Washer Filter
	F8671201	Fill Hose Kit	WRAS; Includes item 12 and F8665602 Water Hose Kit
	F8671202	Fill Hose Kit	WRAS; Includes item 12 and F8665604 Water Hose Kit
	F8671101	Fill Hose Kit	Australian watermark; Includes F8665602 Water Hose Kit and B12543901 Check Valve
	F8671102	Fill Hose Kit	Australian watermark; Includes F8665604 Water Hose Kit and B12543901 Check Valve
<b>1</b>	B12568601	Dispenser Gasket	
<b>2</b>	F8563204	Dispenser Cover	Black; Icons and text
	F8563203	Dispenser Cover	Gray; Icons and text
	F8563202	Dispenser Cover	Black; Icons
	F8563201	Dispenser Cover	Gray; Icons
<b>3</b>	F8529402	Supply Vacuum Hose	
<b>4</b>	F200213	Hose Clamp	
<b>5</b>	F8517503	Vacuum Breaker Assembly	With inlet and fill
	F8517501	Vacuum Breaker Assembly	With fill
	F8517504	Vacuum Breaker Assembly	
<b>6</b>	F8197701	Cap	WRAS
<b>7</b>	F8569101	O-Ring	
<b>8</b>	F8566801	Clip	
<b>9</b>	F8565201	Valve	Standard
	F8565202	Valve	Metric
<b>10</b>	F8230301	Screw	
<b>11</b>	800548	Screw	
<b>12</b>	F8301201	Double Check Valve	WRAS
<b>13</b>	70058501	Pop Rivet	
<b>14</b>	F8589601	Vacuum Breaker Guard	
<b>15</b>	36801	Hose Clamp	
<b>16</b>	F8616402	Rear Vent Hose	
<b>17</b>	F8529701	Manifold Valve	Standard
	F8529702P	Manifold Valve	Metric
<b>18</b>	F8232011	Hose	
<b>19</b>	F0431807-00	Nut	
<b>20</b>	F8535601	Screw	
<b>21</b>	F8437902	Dispenser Weldment	
<b>22</b>	F8047901	Siphon Cover	
<b>23</b>	F8047801	Access Cover	
<b>24</b>	F200201	Hose Clamp	
<b>25</b>	F8529602	P-Trap Hose	

# Fill Plumbing - 40 Pound Models

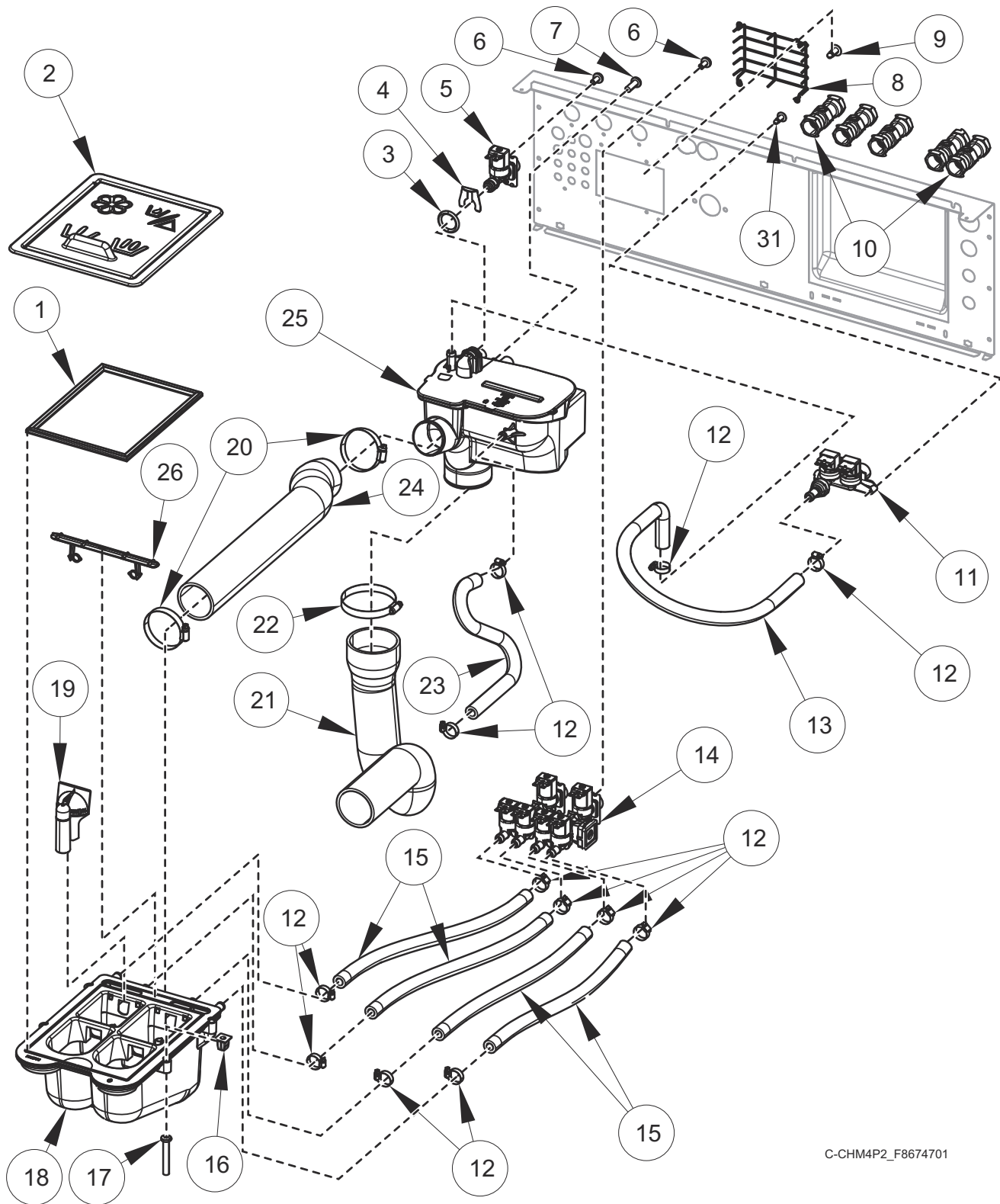


C-CHM2P7\_F8674701

## Fill Plumbing - 40 Pound Models

REF	PART NO.	DESCRIPTION	COMMENTS
	F8047403	Dispenser	Includes Items 21-23
	F8520101	Fill Valve Harness	
	F8665601	Water Hose Kit	Standard thread; Red (hot); Includes 20290 Washer and 803615 Washer Filter
	F8665603	Water Hose Kit	Standard thread; Blue (cold); Includes 20290 Washer and 803615 Washer Filter
	F8665602	Water Hose Kit	Metric thread; Red (hot); Includes 20290 Washer and 803615 Washer Filter
	F8665604	Water Hose Kit	Metric thread; Blue (cold); Includes 20290 Washer and 803615 Washer Filter
	F8671201	Fill Hose Kit	WRAS; Includes item 12 and F8665602 Water Hose Kit
	F8671202	Fill Hose Kit	WRAS; Includes item 12 and F8665604 Water Hose Kit
	F8671101	Fill Hose Kit	Australian watermark; Includes F8665602 Water Hose Kit and B12543901 Check Valve
	F8671102	Fill Hose Kit	Australian watermark; Includes F8665604 Water Hose Kit and B12543901 Check Valve
<b>1</b>	B12568601	Dispenser Gasket	
<b>2</b>	F8563204	Dispenser Cover	Black; Icons and text
	F8563203	Dispenser Cover	Gray; Icons and text
	F8563202	Dispenser Cover	Black; Icons
	F8563201	Dispenser Cover	Gray; Icons
<b>3</b>	F8529403	Supply Vacuum Hose	
<b>4</b>	F200213	Hose Clamp	
<b>5</b>	F8517503	Vacuum Breaker Assembly	With inlet and fill
	F8517501	Vacuum Breaker Assembly	With fill
	F8517504	Vacuum Breaker Assembly	
<b>6</b>	F8197701	Cap	WRAS
<b>7</b>	F8569101	O-Ring	
<b>8</b>	F8566801	Clip	
<b>9</b>	F8565201	Valve	Standard
	F8565202	Valve	Metric
<b>10</b>	F8230301	Screw	
<b>11</b>	800548	Screw	
<b>12</b>	F8301201	Double Check Valve	WRAS
<b>13</b>	70058501	Pop Rivet	
<b>14</b>	F8589601	Vacuum Breaker Guard	
<b>15</b>	36801	Hose Clamp	
<b>16</b>	F8616402	Rear Vent Hose	
<b>17</b>	F8529701	Manifold Valve	Standard
	F8529702P	Manifold Valve	Metric
<b>18</b>	F8232010	Hose	
<b>19</b>	F0431807-00	Nut	
<b>20</b>	F8535601	Screw	
<b>21</b>	F8437902	Dispenser Weldment	
<b>22</b>	F8047901	Siphon Cover	
<b>23</b>	F8047801	Access Cover	
<b>24</b>	F200201	Hose Clamp	
<b>25</b>	F8529603	P-Trap Hose	

# Fill Plumbing - 60 Pound Models

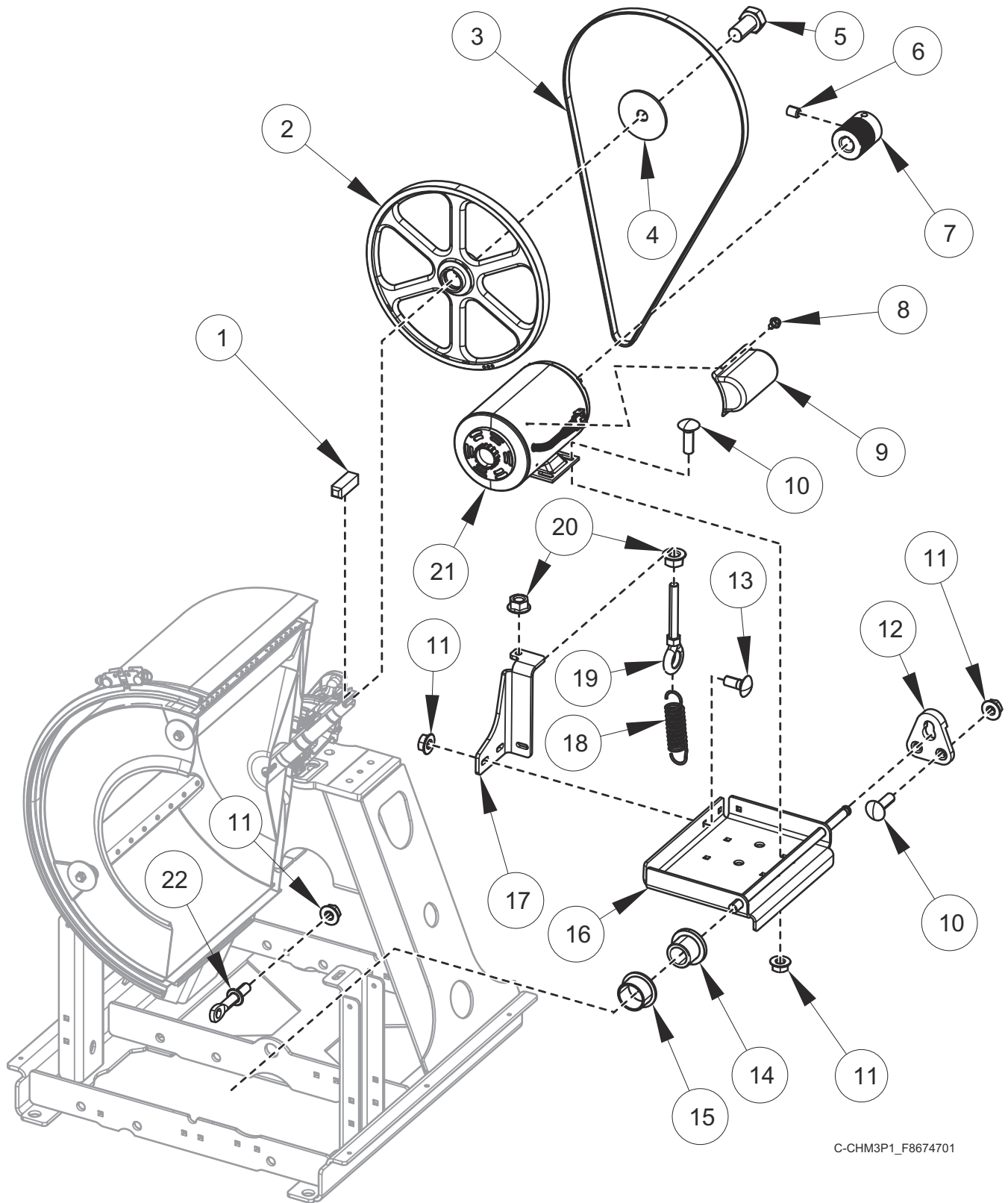


C-CHM4P2\_F8674701

## Fill Plumbing - 60 Pound Models

REF	PART NO.	DESCRIPTION	COMMENTS
	F8047403	Dispenser	Includes Items 18, 19 and 26
	F8520102	Fill Valve Harness	
	223/00243/00	Y-Connector	
	F8665601	Water Hose Kit	Standard thread; Red (hot); Includes 20290 Washer and 803615 Washer Filter
	F8665603	Water Hose Kit	Standard thread; Blue (cold); Includes 20290 Washer and 803615 Washer Filter
	F8665602	Water Hose Kit	Metric thread; Red (hot); Includes 20290 Washer and 803615 Washer Filter
	F8665604	Water Hose Kit	Metric thread; Blue (cold); Includes 20290 Washer and 803615 Washer Filter
	F8671201	Fill Hose Kit	WRAS; Includes item 11 and F8665602 Water Hose Kit
	F8671202	Fill Hose Kit	WRAS; Includes item 11 and F8665604 Water Hose Kit
	F8671101	Fill Hose Kit	Australian watermark; Includes F8665602 Water Hose Kit and B12543901 Check Valve
	F8671102	Fill Hose Kit	Australian watermark; Includes F8665604 Water Hose Kit and B12543901 Check Valve
	F8161201	Mixing Valve Screen	Plastic
	24122	Mixing Valve Screen	Steel mesh
<b>1</b>	B12568601	Dispenser Gasket	
<b>2</b>	F8563204	Dispenser Cover	Black; Icons and text
	F8563203	Dispenser Cover	Gray; Icons and text
	F8563202	Dispenser Cover	Black; Icons
	F8563201	Dispenser Cover	Gray; Icons
<b>3</b>	F8569101	O-Ring	
<b>4</b>	F8566801	Clip	
<b>5</b>	F8565201	Valve	3/4 inch; Standard
	F8565202	Valve	3/4 inch; Metric
<b>6</b>	F8230301	Screw	
<b>7</b>	800548	Screw	
<b>8</b>	F8589601	Vacuum Breaker Guard	
<b>9</b>	70058501	Pop Rivet	
<b>10</b>	F8301201	Double Check Valve	WRAS
<b>11</b>	F8434003	Mixing Valve	Standard
	F8434004	Mixing Valve	Metric
<b>12</b>	36801	Hose Clamp	
<b>13</b>	F8598501	Auxiliary Fill Hose	
<b>14</b>	F8529701	Manifold Valve	Standard
	F8529702P	Manifold Valve	Metric
<b>15</b>	F8232012	Hose	
<b>16</b>	F0431807-00	Nut	
<b>17</b>	F8535601	Screw	
<b>18</b>	F8437902	Dispenser Weldment	
<b>19</b>	F8047901	Siphon Cover	
<b>20</b>	F200213	Hose Clamp	
<b>21</b>	F8529604	P-Trap Hose	
<b>22</b>	F200201	Hose Clamp	
<b>23</b>	F8616404	Rear Vent Hose	
<b>24</b>	F8529404	Supply Vacuum Hose	
<b>25</b>	F8517503	Vacuum Breaker Assembly	With inlet and fill
	F8517501	Vacuum Breaker Assembly	With fill; WRAS
	F8517504	Vacuum Breaker Assembly	
<b>26</b>	F8047801	Access Cover	

# Motor, Pulley and Belt - 20 and 30 Pound Models

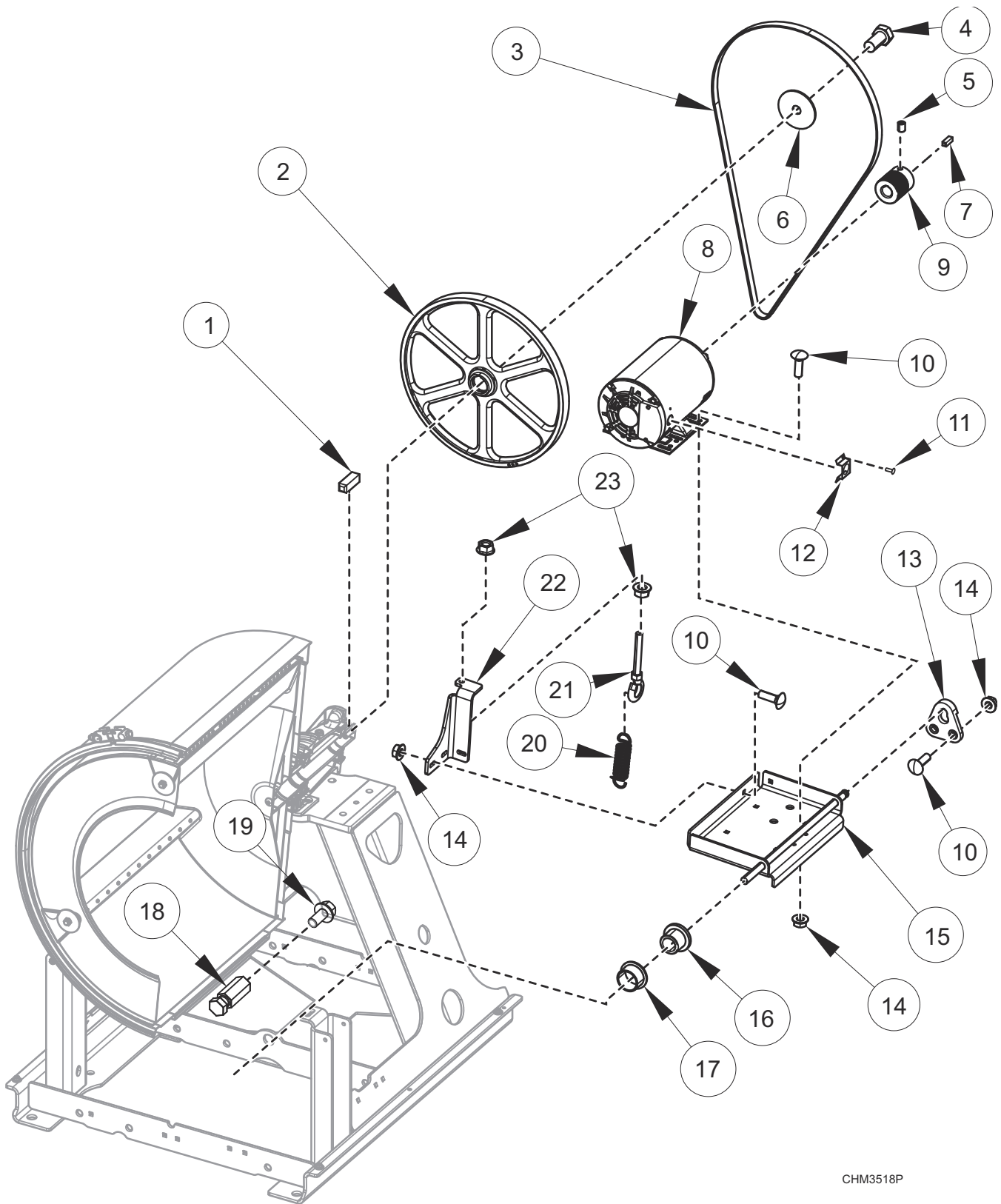


C-CHM3P1\_F8674701

## Motor, Pulley and Belt - 20 and 30 Pound Models

REF	PART NO.	DESCRIPTION	COMMENTS
	F8719401	Motor Harness	1 hp; 120-240 Volt; IEC shielded models starting September 2021
	F8719402	Motor Harness	1 hp; 380-480 Volt; IEC shielded models starting September 2021
	F8519001	Motor Harness	1 hp; 120-240 Volt
	F8519006	Motor Harness	1 hp; 120-240 Volt; EMI filter models through August 2021
	F8519002	Motor Harness	1 hp; 380-480 Volt
	F8519007	Motor Harness	1 hp; 380-480 Volt; EMI filter models through August 2021
	F8733806	Gasket	EMI 17.8 inch
	F8733801	Gasket	EMI 21 inch
	F8733802	Gasket	EMI 24 inch
	F8748601	Spring Stud Kit	Contains F8634701 Stud and 70126104 Screw. Used to replace F8351902 Eye Bolt and 44087201 Nut
<b>1</b>	F430801	Key	
<b>2</b>	F8511601	Basket Pulley	20 pound models
	F8511701	Basket Pulley	30 pound models
<b>3</b>	F8382811	Belt	20 pound models; Poly-V; 560J6
	F8382812	Belt	30 pound models; Poly-V; 690J6
<b>4</b>	F431115	Washer	
<b>5</b>	F8574001	Screw	
<b>6</b>	M400077	Screw	
<b>7</b>	H8752006H	Key	
<b>8</b>	F8525301	Motor Pulley	
<b>9</b>	23222	Screw	
<b>10</b>	70521901	Motor Conduit Mounting Bracket	Models through August 2021
	F8732401	Motor Conduit Mounting Bracket	Models starting September 2021
<b>11</b>	F8402801	Bolt	
<b>12</b>	44087201	Nut	
<b>13</b>	F8441101	Motor Rod Plate	
<b>14</b>	70062401	Bolt	
<b>15</b>	F8535202	Flanged Isolator	
<b>16</b>	F8333302	Flanged Bushing	
<b>17</b>	F8589001	Motor Bracket Weldment	
<b>18</b>	F8581201	Spring Bracket	
<b>19</b>	F310124	Extension Spring	
<b>20</b>	F8319503	Eye Bolt	
<b>21</b>	44087301	Nut	
<b>22</b>	F8509601P	Motor	1 hp; 230 Volt
	F8509701	Motor	1 hp; 460 Volt
<b>23</b>	F8634701	Stud	
<b>24</b>	70126104	Screw	

# Motor, Pulley and Belt - 40 and 60 Pound Models



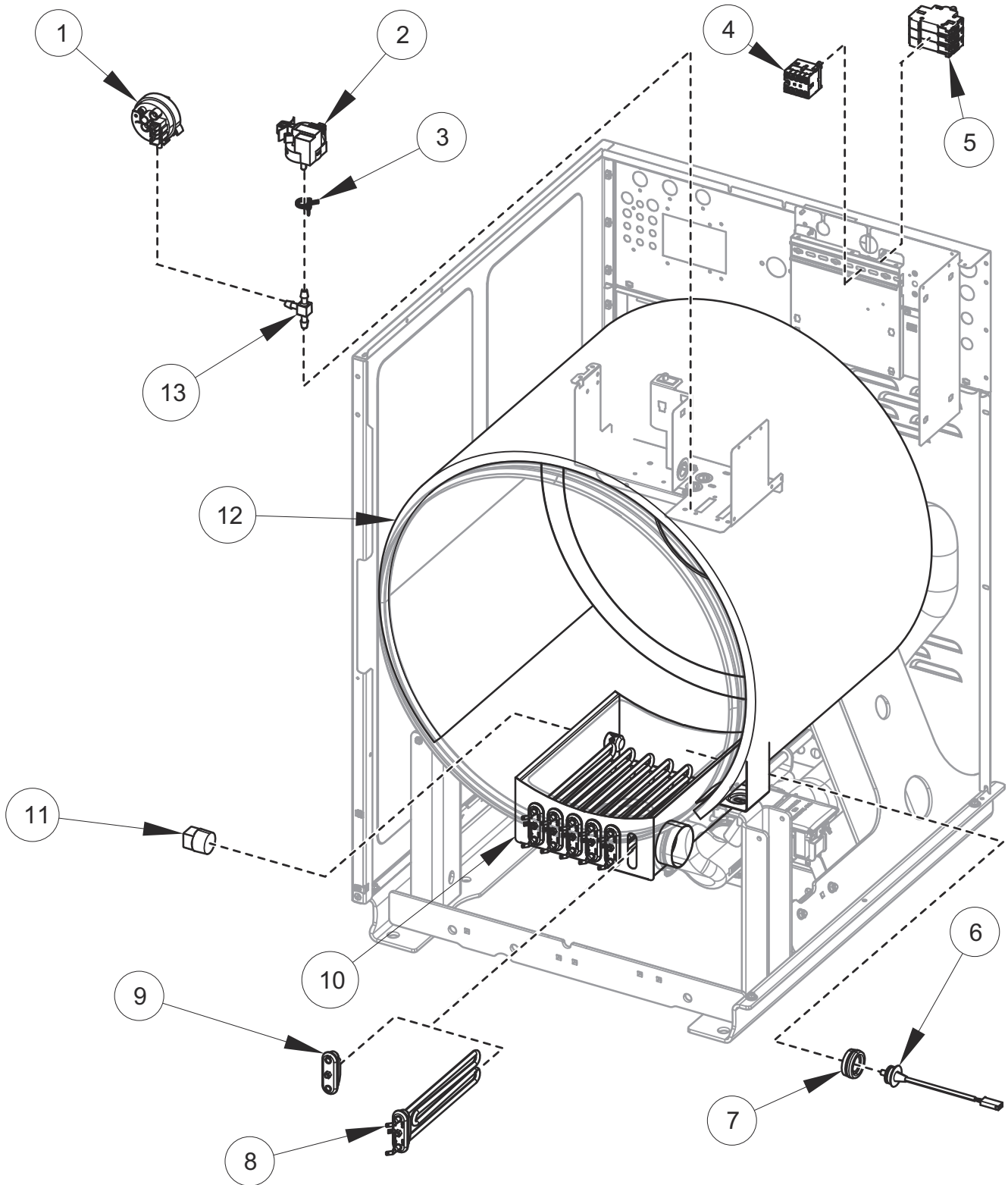
CHM3518P



## Motor, Pulley and Belt - 40 and 60 Pound Models

REF	PART NO.	DESCRIPTION	COMMENTS
	F8733806	Gasket	EMI 17.8 inch
	F8733803	Gasket	EMI 25.6 inch
	F8733804	Gasket	EMI 29 inch
	F8519003	Motor Harness	2-3 hp; 240 Volt; B, Q, W, X and Y voltage
	F8719403	Motor Harness	2-3 hp; B, Q, W, X and Y voltage; IEC shielded models starting September 2021
	F8519004	Motor Harness	2-3 hp; 480 Volt; N and P voltage
	F8719404	Motor Harness	2-3 hp; N and P voltage; IEC shielded models starting September 2021
	F8519008	Motor Harness	B, Q, W, X and Y voltage; EMI filter models through August 2021
	F8519009	Motor Harness	N and P voltage; EMI filter models through August 2021
<b>1</b>	F430801	Key	
<b>2</b>	F8511701	Basket Pulley	40 pound models
	F8511801	Basket Pulley	60 pound models
<b>3</b>	F8382813	Belt	40 pound models; Poly-V; 717J8
	F8382818	Belt	60 pound models; Poly-V; 765J10
<b>4</b>	F8574001	Screw	
<b>5</b>	M400077	Screw	
<b>6</b>	F431115	Washer	
<b>7</b>	H8752006H	Key	
<b>8</b>	F8564101P	Motor	2 hp; 230/460 Volt; 40 pound models
	F8564102P	Motor	3 hp; 230/460 Volt; 60 pound models
<b>9</b>	F8525301	Motor Pulley	40 pound models
	F8525302	Motor Pulley	60 pound models
<b>10</b>	F8402801	Bolt	
<b>11</b>	23222	Screw	
<b>12</b>	F8732801	Bracket	
<b>13</b>	F8441101	Motor Rod Plate	
<b>14</b>	44087201	Nut	
<b>15</b>	F8589002	Motor Bracket Weldment	
<b>16</b>	F8535202	Flanged Isolator	
<b>17</b>	F8333302	Flanged Bushing	
<b>18</b>	F8634701	Stud	
<b>19</b>	70126104	Screw	
<b>20</b>	F310124	Extension Spring	40 pound models
	F8440701	Extension Spring	60 pound models
<b>21</b>	F8319503	Eye Bolt	
<b>22</b>	F8581201	Spring Bracket	
<b>23</b>	44087301	Nut	

# Electric Heating

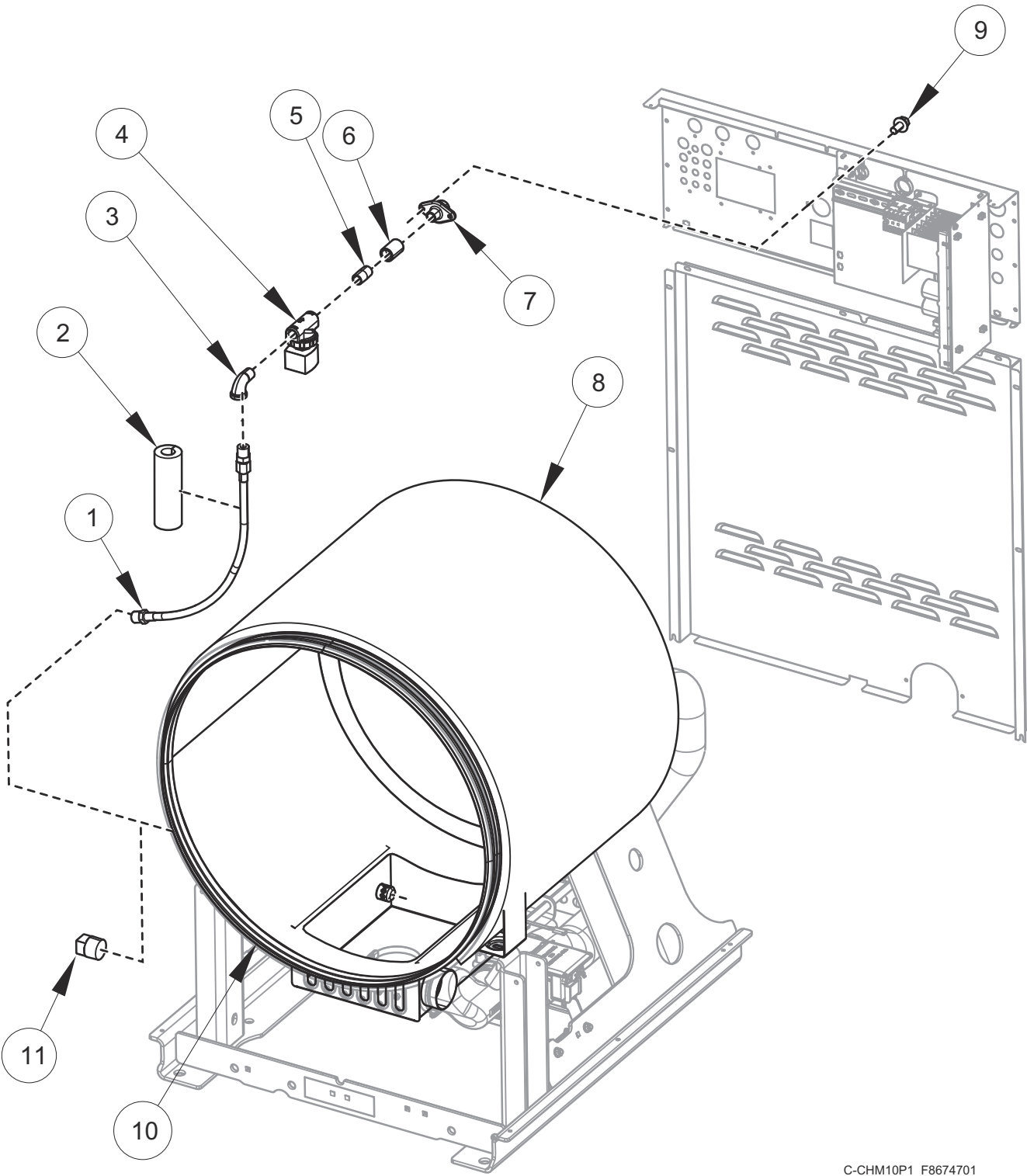


C-CHM8P6\_F8674701

# Electric Heating

REF	PART NO.	DESCRIPTION	COMMENTS
	F8584801	Electric Heat Element Harness	3 element ground
	F8584802	Electric Heat Element Harness	6 element ground
	F8619101	Power Harness	
	F8564001	Harness	Heater; 20 and 30 pound models; N and P Voltage
	F8564002	Harness	Heater; 20 and 30 pound models; Q Voltage
	F8564003	Harness	Heater; 40 and 60 pound models; N, P and Q Voltage
	F8598301	Harness	Thermistor; 20 and 30 pound models
	F8598302	Harness	Thermistor; 40 and 60 pound models
	F8568901	Jumper	40 and 60 pound models with N voltage
	F8569001	Jumper	40 and 60 pound models with P voltage; 20 and 30 pound models with N and P voltage
<b>1</b>	F8609101	Water Level Pressure Switch	
<b>2</b>	F8623401	Pressure Sensor	
<b>3</b>	39282	Hose Clamp	
<b>4</b>	70482601	Contactora	
<b>5</b>	70488101	Circuit Breaker	
<b>6</b>	F8538801	Thermistor	
<b>7</b>	2251000400	Temperature Probe Grommet	
<b>8</b>	F8568401	Heating Element	2600W; 240 Volt
	F8568402	Heating Element	3400W; 277 Volt
	F8568301	Heating Element	4200W; 230 Volt
<b>9</b>	F360202	Heating Element Plug	
<b>10</b>	F8512102	Shell	20 pound models
	F8514002	Shell	30 pound models
	F8512202	Shell	40 pound models
	F8543702	Shell	60 pound models
<b>11</b>	F420408	Plug	20, 30 and 40 pound models
	F420409	Plug	60 pound models
<b>12</b>	F8209101	Insulation	20 pound models
	F8209102	Insulation	30 pound models
	F8209103	Insulation	40 pound models
	F8209104	Insulation	60 pound models
<b>13</b>	203464	Barbed Tee	

# Steam Heating - 40 and 60 Pound Models

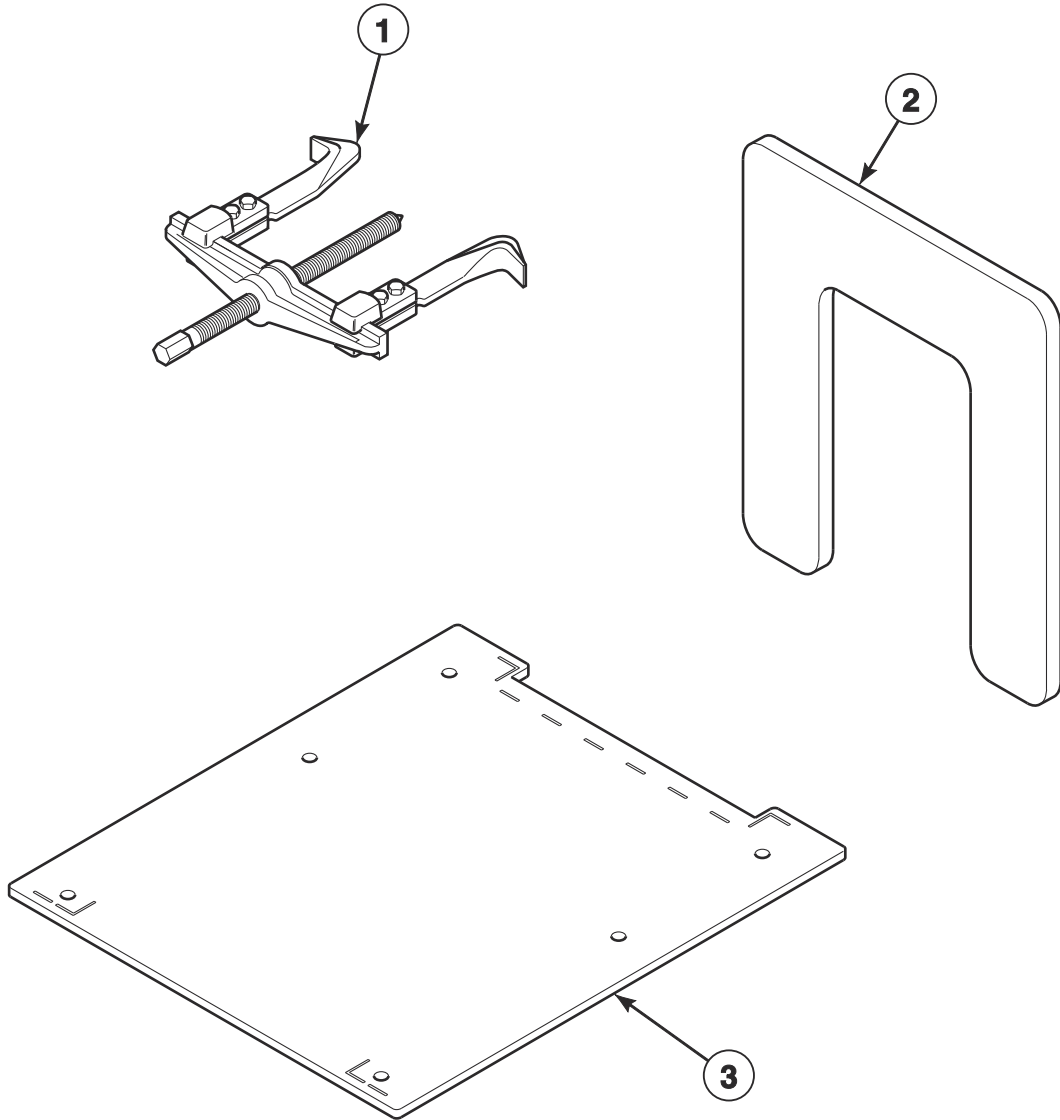


C-CHM10P1\_F8674701

## Steam Heating - 40 and 60 Pound Models

REF	PART NO.	DESCRIPTION	COMMENTS
	F8662602	Steam Kit	40 pound models; Includes Items 1-7, 9, 11, 901403 Nipple, F270307 Steam Filter, F8520704 Harness, insulation and labels
	F8662601	Steam Kit	60 pound models; Includes Items 1-7, 9, 11, 901403 Nipple, 70214101 Nipple, F270307 Steam Filter, F8520704 Harness, insulation and labels
	F270307	Steam Filter	1/2 inch
	F270308	Steam Filter	3/4 inch
	F8520704	Harness	Steam valve
	F410300	Pipe Insulation	Steam pipe; 36 inch
	F8233704	Insulation	12 inch
	F8233708	Pipe Insulation	20 inch
<b>1</b>	F200153P	Steam Hose	40 pound models
	F200197	Steam Hose	60 pound models
<b>2</b>	F8233702	Insulation	6 inch
<b>3</b>	H86070034	Street Elbow	
<b>4</b>	F8322805	Valve	
	F8515001	Coil	
<b>5</b>	70435601	Pipe Nipple	
<b>6</b>	F8116301	Coupling	
<b>7</b>	F8362701	Coupling	
<b>8</b>	F8209103	Insulation	40 pound models
	F8209104	Insulation	60 pound models
<b>9</b>	70321501	Screw	
<b>10</b>	F8512202	Shell	40 pound models
	F8543702	Shell	60 pound models
<b>11</b>	F420408	Plug	

# Special Tools and Kits



CHM3486P\_F8674701

## Special Tools and Kits

REF	PART NO.	DESCRIPTION	COMMENTS
	1111P	Concrete Kit	5/8 inch
	389P4	Basket Tool Kit	Purchase; Requires item 1
	390P4-1	Basket Rental Tool Kit	Purchase; Requires item 1
	203346	USB IR Interface Kit	
	F8673205	Central Pay Kit	20, 30 and 40 pound models without external supply board; B voltage; Includes 204094 Central Pay Assembly, 202757 Transformer, F140938 Bushing, labels, hardware and harnesses
	F8673201	Central Pay Kit	20, 30 and 40 pound models without external supply board; N, P, Q, W, X and Y voltage; Includes 204094 Central Pay Assembly, 202758 Transformer, F140938 Bushing, labels, hardware and harnesses
	F8673202	Central Pay Kit	60 pound models without external supply board; N, P, Q, W, X and Y voltage; Includes 204094 Central Pay Assembly, 202758 Transformer, F140938 Snap Bushing, labels, hardware and harnesses
	F8673203	Central Pay Kit	20, 30 and 40 pound models with external supply board; N, P, Q, W, X and Y voltage; Includes 204094 Central Pay Assembly, F140938 Bushing, labels, hardware and harnesses
	F8673204	Central Pay Kit	60 pound models with external supply board; N, P, Q, W, X and Y voltage; Includes 204094 Central Pay Assembly, F140938 Snap Bushing, labels, hardware and harnesses
	F8555406	Connector	8 pin; Use with 204094 Central Pay Assembly
<b>1</b>	F460129P	Basket Puller Tool	
<b>2</b>	F8608502P	Basket Pulley Puller Tool	Use with item 1
<b>3</b>	F8433301	Frame Template	20 pound models
	F8433401	Frame Template	30 pound models
	F8433501	Frame Template	40 pound models
	F8433601	Frame Template	60 pound models





# Parts Index

## A

Access Cover	
F8047801 .....	69, 71, 73, 75
Access Panel	
F8524001 .....	31, 33, 35, 37
F8524002DG .....	39
F8524101 .....	31, 33, 35, 37
F8524102DG .....	39
F8524201 .....	31, 33, 35, 37
F8524202DG .....	39
F8553901 .....	31, 33, 35, 37
F8553902DG .....	39
Access Panel Overlay	
F8750201 .....	37
F8750301 .....	37
F8750401 .....	37
F8750501 .....	37
Access Panel Retaining Spacer	
F8609701 .....	31, 33, 35, 37, 39
App Pay Overlay Kit	
44374701 .....	11, 13, 33
Auxiliary Fill Hose	
F8598501 .....	75

## B

Backflow Preventer	
800310 .....	67
Barbed Tee	
203464 .....	11, 81
Basket	
F8391302 .....	61
F8391304 .....	61
F8391502 .....	61
F8391504 .....	61
F8391702 .....	61
F8391704 .....	61
F8502802 .....	61
F8502805 .....	61
Basket Puller Tool	
F460129P .....	85
Basket Pulley	
F8511601 .....	77
F8511701 .....	77, 79
F8511801 .....	79
Basket Pulley Puller Tool	
F8608502P .....	85
Basket Rental Tool Kit	
390P4-1 .....	85
Basket Tool Kit	
389P4 .....	85
Bearing	
F100108 .....	63
F100123P .....	63
F100134 .....	63
F100135 .....	63
F100136P .....	63
F100137P .....	63

Bearing Housing	
F8246802 .....	63
F8247902 .....	63
F8249902 .....	63
F8250902 .....	63

Bearing Housing Assembly	
F8271601P .....	63
F8271602 .....	63
F8271701P .....	63
F8271702 .....	63
F8271801P .....	63
F8271802 .....	63
F8271901P .....	63
F8271902 .....	63

Belt	
F8382811 .....	77
F8382812 .....	77
F8382813 .....	79
F8382818 .....	79

Bolt	
F430974 .....	47, 49, 51, 53, 55, 57
F8270701 .....	59
F8402801 .....	43, 45, 65, 67, 77, 79
F8508101 .....	47, 49, 51, 53, 55, 57
F8750801 .....	49, 53, 57
70062401 .....	77

Bracket	
F8571301 .....	67
F8571401 .....	67
F8732801 .....	79

Bushing	
70346501 .....	15, 17, 19, 21, 23, 25

## C

Cabinet Brace	
F8527301 .....	41
F8527401 .....	41
F8527501 .....	41
F8553201 .....	41

Cable	
F8521301 .....	41

Cap	
F8197701 .....	69, 71, 73

Card Plate Assembly	
F8201501 .....	11

Central Pay Harness	
44342801 .....	11

Central Pay Kit	
F8673201 .....	85
F8673202 .....	85
F8673203 .....	85
F8673204 .....	85
F8673205 .....	85

Chemical Injection Control	
804528 .....	27

Circuit Breaker	
70488101 .....	19, 21, 23, 25, 81

Clip	
F8566801 .....	69, 71, 73, 75

Coil	
F8515001 .....	83

N/A items do not appear in index.

Coin Vault Bypass Harness	
F8519702 .....	11
Concrete Kit	
1111P .....	85
Connector	
F8555406 .....	85
70493102 .....	27
Contactora	
F330188P .....	81
70482601 .....	15, 17, 19, 21, 23, 25
70482701 .....	15, 17, 19, 21, 23, 25
Contactora Tray	
F8530901 .....	15, 17, 19, 21, 23, 25
Control Assembly	
F8493901P .....	11
Control Panel Assembly	
F8523704 .....	31, 35, 37, 39
F8523804 .....	31, 35, 37, 39
F8523904 .....	31, 35, 37, 39
F8553704 .....	31, 35, 37, 39
F8697102 .....	33
F8697202 .....	33
F8697302 .....	33
F8697402 .....	33
Control Tray	
F8530701 .....	13
Coupling	
F8116301 .....	83
F8362701 .....	83

## D

Danger Label	
F8614501 .....	9
DIN Rail	
B12315401 .....	19, 21, 23, 25
M412689 .....	15, 17, 19, 21, 23, 25
Dispenser	
F8047403 .....	69, 71, 73, 75
Dispenser Bracket	
F8525701 .....	41
Dispenser Cover	
F8563201 .....	69, 71, 73, 75
F8563202 .....	69, 71, 73, 75
F8563203 .....	69, 71, 73, 75
F8563204 .....	69, 71, 73, 75
Dispenser Gasket	
B12568601 .....	69, 71, 73, 75
Dispenser Weldment	
F8437902 .....	69, 71, 73, 75
Door	
F8507502 .....	47, 49
F8507602 .....	51, 53
F8507702 .....	55, 57
F8751101 .....	49
F8751201 .....	53
F8752501 .....	47, 49
F8752601 .....	51, 53
F8752701 .....	55, 57
Door Assembly	
F8617201 .....	49
F8617202 .....	49
F8617203 .....	47
F8617204 .....	47

F8617205 .....	47
F8617206 .....	47
F8617213 .....	47
F8617214 .....	47
F8617215 .....	47
F8617216 .....	47
F8617301 .....	53
F8617302 .....	53
F8617303 .....	51
F8617304 .....	51
F8617305 .....	51
F8617306 .....	51
F8617313 .....	51
F8617314 .....	51
F8617315 .....	51
F8617316 .....	51
F8617401 .....	57
F8617402 .....	57
F8617403 .....	55
F8617404 .....	55
F8617405 .....	55
F8617406 .....	55
F8617413 .....	55
F8617414 .....	55
F8617415 .....	55
F8617416 .....	55
F8752901 .....	49
F8752902 .....	49
F8753001 .....	53
F8753002 .....	53
F8753101 .....	57
F8753102 .....	57

Door Bezel	
F0170426-30 .....	31, 33, 35
F8658701 .....	31, 33, 35, 37, 39
F8658801 .....	31, 33, 35
F8658901 .....	31, 33, 35, 37, 39
F8659101 .....	31, 33, 35, 37, 39
Door Gasket	
F200000202 .....	47, 49
F8111502 .....	55, 57
F8111602 .....	51, 53, 55, 57
Door Glass	
F8485301P .....	53
F8485305 .....	51
F8485401P .....	57
F8485405 .....	55
F8675701P .....	47
Door Glass Kit	
F290205P .....	49
Door Glass Trim	
F8583201 .....	47, 49
F8583202 .....	51, 53
F8583203 .....	55, 57
F8583204 .....	47
F8583205 .....	51
F8583206 .....	55
F8583209 .....	49
F8583210 .....	53
F8583211 .....	57
Door Handle	
F8199401P .....	49, 53, 57
F8544701 .....	47, 51, 55
Door Handle Spacer Kit	
F8567501 .....	47, 49, 51, 53, 55, 57
Door Hinge	
F190216P .....	47, 49, 51, 53, 55, 57

N/A items do not appear in index.

Door Hinge Shim Kit F200131000P .....	47, 49, 51, 53, 55, 57
Door Latch Arm Assembly F8221403 .....	47, 49, 51, 53, 55, 57
Door Lock Assembly F8632401 .....	59
Door Lock Catch F8344501 .....	59
Door Lock Cover F8245001 .....	59
Door Lock Harness F8520201 .....	59
F8520202 .....	59
Door Lock Microswitch F200203200 .....	59
Door Lock Plate Assembly F8223202 .....	59
Door Lock Plate Shim F83344401 .....	59
Door Lock Solenoid Replacement Kit F977P3 .....	59
Door Lock Switch Lever F8223401 .....	59
Door Mount F150271 .....	47, 49, 51, 53, 55, 57
Double Check Valve F8301201 .....	69, 71, 73, 75
Dowel Pin F8388201 .....	63
Drain Hose F200165100 .....	65
F8541901 .....	65
F8542001 .....	65
F8542002 .....	65
27154 .....	67
Drain Hose Elbow 35766 .....	67
Drain Tee F8752101 .....	65
Drain Valve F8406308 .....	65
Drain Valve Bracket F8543101 .....	65
F8543301 .....	65
F8543401 .....	65
F8587701 .....	65
Drain Valve Cover F200133600 .....	65
Drain Valve Harness F8520001 .....	65, 67
F8520002 .....	65, 67
Drain Valve Kit F200166302 .....	65
F200166402 .....	65
F8577201 .....	65
Drive Assembly F8495401P .....	29
F8496001 .....	29
F8496301P .....	29
F8496901 .....	29
Drive Communication Harness F8519201 .....	29
F8519202 .....	29
F8519203 .....	29
F8519204 .....	29

Drive Mounting Bracket F8322401 .....	29
Drive Panel Base Assembly F8567001 .....	15, 17, 19, 21
F8567002 .....	19, 21
F8567003 .....	23, 25
F8567004 .....	23, 25
Drive Power Harness F8518601 .....	29
F8518602 .....	29
F8518603 .....	29
Drive Shield F8616901 .....	15, 17, 19, 21, 23, 25
Drive Terminal Tray F8530801 .....	15, 17, 19, 21
F8530803 .....	23, 25

## E

Electric Heat Element Harness F8584801 .....	81
F8584802 .....	81
Emergency Stop Bypass Harness F8519403 .....	11
EMI Filter F8591601 .....	15, 19
F8591801 .....	17, 21, 23
F8637501 .....	17, 21, 25
End Stop F8449801 .....	15, 17, 19, 21, 23, 25
Excluder Seal F8337002 .....	61
Expansion Clip 70030501 .....	13, 15, 17, 19, 21, 23, 25, 29, 31, 33, 35, 37, 39, 41, 43, 45, 59, 67
Extension Spring F310124 .....	77, 79
F8440701 .....	79
External Supply Kit F8662501 .....	27
F8662502 .....	27
F8662503 .....	27
F8662504 .....	27
F8662505 .....	27
F8662506 .....	27
F8662507 .....	27
F8662508 .....	27
Eye Bolt F8319503 .....	77, 79

## F

Fill Hose Kit F8671101 .....	69, 71, 73, 75
F8671102 .....	69, 71, 73, 75
F8671201 .....	69, 71, 73, 75
F8671202 .....	69, 71, 73, 75
Fill Valve Harness F8520101 .....	69, 71, 73
F8520102 .....	75
Filter Kit F8662801 .....	15
F8662802 .....	19

N/A items do not appear in index.

F8662803	17
F8662804	21, 23
F8662805	17
F8662806	21, 25
F8662809	17
F8662810	17
F8662811	21, 23
F8662812	21, 25
Flanged Bushing	
F8333302	77, 79
Flanged Isolator	
F8535202	77, 79
Frame Template	
F8433301	85
F8433401	85
F8433501	85
F8433601	85
Front Panel	
F8524004	35
F8524302	31
F8524304	35
F8524402	31
F8524404	35
F8524502	31
F8524504	35
F8554002	31
F8685202	33
F8685204	33
F8685305DG	39
F8685602	33
F8685604	33
F8685702	33
F8685704	33
F8685802	33
F8685804	33
F8686004DG	39
F8686104DG	39
F8686204DG	39
Front Panel Assembly	
F8753802	37
F8753902	37
F8754002	37
F8754102	37
Front Tray Assembly	
F8531001	11
F8567307	11
F8567308	11
F8567309	11
F8567310	11
F8567311	11
F8567312	11

## G

Gasket	
F8542601	41
F8733801	77
F8733802	77
F8733803	79
F8733804	79
F8733806	77, 79
Gateway	
205391P	13
Ground Lug Connector	
M411283	15, 17, 19, 21, 23, 25

## H

Harness	
F8518401	17, 21, 23
F8518402	15, 17
F8518403	21, 23
F8518404	15, 17, 23
F8518405	15, 19
F8518501	15, 17, 21, 25
F8518502	17
F8518503	21, 25
F8518504	17, 21
F8518604	19
F8518605	17, 21, 25, 29
F8518606	17, 21, 25, 29
F8518607	23
F8519301	11
F8519501	11
F8519502	11
F8519601	11
F8520601	27
F8520602	27
F8520704	83
F8528001	17, 19, 21, 23, 25
F8528002	17
F8528003	19, 21, 23, 25
F8528004	15, 19
F8528005	17, 21, 23, 25
F8528006	15, 19
F8528203	27
F8528204	27
F8564001	81
F8564002	81
F8564003	81
F8598301	61, 81
F8598302	61, 81
F8619102	15, 17, 19, 21, 23, 25
Harness Support Bracket	
F8744301	15, 17, 19, 21, 23, 25
Heating Element	
F8568301	81
F8568401	81
F8568402	81
Heating Element Plug	
F360202	81
Hole Plug	
F8223801	41
Hose	
F8232007	69
F8232010	73
F8232011	71
F8232012	75
Hose Clamp	
F200201	65, 69, 71, 73, 75
F200204	67
F200213	65, 69, 71, 73, 75
F200215	67
F200219	67
36801	69, 71, 73, 75
36802	65, 67
39282	11, 81
Hot Surface Warning Label	
F8609001	9
F8614301	9

N/A items do not appear in index.

---

**I**

Input and Output Control Assembly	
F8494101P .....	13
Insulation	
F8209101 .....	81
F8209102 .....	81
F8209103 .....	81, 83
F8209104 .....	81, 83
F8233702 .....	83
F8233704 .....	83
Insulator	
M413862 .....	15, 17, 19, 21, 23, 25

---

**J**

Jumper	
F8568901 .....	81
F8569001 .....	81
F8583501 .....	19, 21, 23, 25

---

**K**

Key	
F430801 .....	77, 79
H8752006H .....	77, 79
70155603 .....	41

---

**L**

Label	
D516100 .....	15, 17, 19, 21, 23, 25
F8601301 .....	9
F8602401 .....	9
F8609401 .....	9
F8611301 .....	9, 41
F8611401 .....	9, 41
F8614801 .....	9
203853 .....	9
44286801 .....	15, 19
44286803 .....	17, 21, 25

---

**M**

Machine ID Control Assembly	
203361P .....	11
Magnet	
F8390801 .....	47, 49, 51, 53, 55, 57
Male Tab Terminal	
00621SG .....	15, 17, 19, 21, 23, 25
Manifold Valve	
F8529701 .....	69, 71, 73, 75
F8529702P .....	69, 71, 73, 75
Mixing Valve	
F8434003 .....	75
F8434004 .....	75
Mixing Valve Screen	
F8161201 .....	75
24122 .....	75

---

Motor	
F8509601P .....	77
F8509701 .....	77
F8564101P .....	79
F8564102P .....	79
Motor Bracket Weldment	
F8589001 .....	77
F8589002 .....	79
Motor Conduit Mounting Bracket	
F8732401 .....	77
70521901 .....	77
Motor Harness	
F8519001 .....	77
F8519002 .....	77
F8519003 .....	79
F8519004 .....	79
F8519006 .....	77
F8519007 .....	77
F8519008 .....	79
F8519009 .....	79
F8719401 .....	77
F8719402 .....	77
F8719403 .....	79
F8719404 .....	79
Motor Pulley	
F8525301 .....	77, 79
F8525302 .....	79
Motor Rod Plate	
F8441101 .....	77, 79
Mounting Plate	
70208801 .....	11

---

**N**

Nut	
C001236 .....	47, 49, 51, 53, 55, 57
F0431807-00 .....	69, 71, 73, 75
F430215 .....	47, 49, 51, 53, 55, 57
F430218 .....	61
F430225 .....	59
F430232 .....	47, 49, 51, 53, 55, 57, 59
F431024 .....	59
F431041 .....	47, 49, 51, 53, 55, 57
F8387701 .....	63
44087201 .....	43, 45, 65, 67, 77, 79
44087301 .....	61, 77, 79
44088001 .....	15, 17, 19, 21, 23, 25
44088801 .....	41
685846 .....	11
70030401 .....	65

---

**O**

O-Ring	
F8569101 .....	69, 71, 73, 75
Overflow Hose	
F8521201 .....	65
F8522401 .....	65
F8522501 .....	65
Overflow Plug	
F150352 .....	67
Overlay	
F8641603 .....	31, 35
F8641604 .....	31, 35

---

N/A items do not appear in index.

F8692203	33
F8692303	33
F8692403	33
F8692503	33
F8693703	33
F8693704	33
F8693903	33
F8693904	33
F8694003	33
F8694004	33
F8703403	31, 35, 37
F8703404	31, 35, 37
F8703503	31, 35, 37
F8703504	31, 35, 37
F8703603	31, 35, 37
F8703604	31, 35, 37
F8703703	31, 35, 37
F8703704	31, 35, 37
F8704003	31, 35, 39
F8704004	31, 35, 39
F8704103	31, 35, 39
F8704104	31, 35, 39
F8704203	31, 35, 39
F8704204	31, 35, 39
F8704303	31, 35, 39
F8704304	31, 35, 39
70556501	31, 35, 37, 39
70556502	31, 35, 37, 39
70646001	33
70646002	33
70646101	33
70646102	33

## P

Panel Locator	
56079	31, 33, 35, 37, 39, 43, 45
Panel Lock	
44089303P	41
Pin	
F8302701	61
F8502101	43, 45
Pinch Warning Label	
F8615701	9
70538401	9
Pipe Insulation	
F410300	83
F8233708	83
Pipe Nipple	
70435601	83
Plug	
F420408	81, 83
F420409	81
F8223901	41
M400985	41
Pop Rivet	
F431215	31, 33, 35, 37, 39, 41
F431223	47, 49, 51, 53, 55, 57
M400003	13, 15, 17, 19, 21, 23, 25
70058501	15, 17, 19, 21, 23, 25, 69, 71, 73, 75
70412601	31, 33, 35, 37, 39
Power Distribution Block	
M413865	15, 17, 19, 21, 23, 25
Power Distribution Block Cover	
44014901P	15, 17, 19, 21, 23, 25

Power Harness	
F8619101	15, 17, 19, 21, 23, 25, 81
Pressure Cap	
F8579301	65, 67
Pressure Sensor	
F8623401	11, 81
P-Trap Hose	
F8529601	69
F8529602	71
F8529603	73
F8529604	75
Pump Drain and Bracket Assembly	
804038	67
805613	67
805723	67
Pump Drain Bracket	
F8536901	67
F8557101	67
F8557301	67
Pump Drain Hose	
F8556601	67
Pump Drain Rear Hose	
F8537001	67
F8557001	67
F8557201	67
Pushbutton Switch	
70413301	41

## R

Radial Lip Seal	
F8203816	63
Rear Drain Hose	
F8543001	65
F8543201	65
F8543501	65
F8587301	65
Rear Panel	
F8527001	41
F8527101	41
F8527201	41
F8554501	41
Rear Vent Hose	
F8616401	69
F8616402	71, 73
F8616404	75
Reed Switch Assembly	
F8066804	59
Retaining Ring	
F8337801	63
F8337901	63
F8344901	63
F8345001	63
Rivet	
F8750901	49, 53, 57
M412763	31, 33, 35, 37, 39, 43, 45
Rod	
F602813-2	47, 49, 51, 53, 55, 57

## S

Screw	
D503688	29

N/A items do not appear in index.

F430532.....	47, 49	F8524705.....	43
F430533.....	51, 53, 55, 57	F8524705DG.....	45
F430536.....	47, 49, 51, 53, 55, 57	F8524705LG.....	45
F8117601.....	31, 33, 35, 37, 39, 41, 43, 45, 59, 67	F8524706.....	43
F8206901.....	13, 15, 17, 19, 21, 23, 25, 41, 67	F8524706DG.....	45
F8230301.....	69, 71, 73, 75	F8524706LG.....	45
F8368801.....	63	F8524801.....	43
F8442702.....	63	F8524802.....	43
F8535501.....	47, 49, 51, 53, 55, 57	F8524803.....	43
F8535503.....	49, 53, 57	F8524804.....	43
F8535601.....	69, 71, 73, 75	F8524805.....	43
F8574001.....	77, 79	F8524805DG.....	45
F8589501.....	31, 33, 35, 39	F8524805LG.....	45
F8589502.....	37	F8524806.....	43
F8621601.....	61	F8524806DG.....	45
F8658501.....	67	F8524806LG.....	45
F8673701.....	61	F8525605.....	43
M400077.....	77, 79	F8525606.....	43
202175.....	65	F8554201.....	43
23222.....	77, 79	F8554202.....	43
33562.....	41	F8554203.....	43
39733.....	15, 17, 19, 21, 23, 25	F8554204.....	43
403497.....	27	F8554205.....	43
430497.....	13	F8554205DG.....	45
51780.....	41	F8554205LG.....	45
51783.....	15, 17, 19, 21, 23, 25	F8554206.....	43
685837.....	15, 17, 19, 21, 23, 25	F8554206DG.....	45
70126104.....	77, 79	F8554206LG.....	45
70321501.....	83		
800548.....	69, 71, 73, 75	Siphon Cover	
Seal Scupper Pad		F8047901.....	69, 71, 73, 75
F8350302.....	63	Snap Bushing	
Shaft Seal Sleeve Kit		F140938.....	11, 15, 17, 19, 21, 23, 25, 27
F8343906P.....	61	M402542.....	11
Shell		M411826.....	11
F8512101.....	61	Spacer	
F8512102.....	61, 81	F431901.....	59
F8512201.....	61	Spring Bracket	
F8512202.....	61, 81, 83	F8581201.....	77, 79
F8514001.....	61	Spring Pin	
F8514002.....	61, 81	F431222.....	47, 49, 51, 53, 55, 57
F8543701.....	61	Spring Stud Kit	
F8543702.....	61, 81, 83	F8748601.....	77
Shell Band Kit		Steam Filter	
F8537801.....	61	F270307.....	83
F8537802.....	61	F270308.....	83
F8537803.....	61	Steam Hose	
F8537804.....	61	F200153P.....	83
Shell Front		F200197.....	83
F8222301.....	61	Steam Kit	
F8222401.....	61	F8662601.....	83
F8222501.....	61	F8662602.....	83
F8222601.....	61	Street Elbow	
Shock Warning Label		H86070034.....	83
F8614201.....	9	Stud	
Side Panel		F8634701.....	77, 79
F8524601.....	43	70334702.....	65
F8524602.....	43	Supply Vacuum Hose	
F8524603.....	43	F8529401.....	69
F8524604.....	43	F8529402.....	71
F8524605DG.....	45	F8529403.....	73
F8524605LG.....	45	F8529404.....	75
F8524606DG.....	45		
F8524606LG.....	45		
F8524701.....	43		
F8524702.....	43		
F8524703.....	43		
F8524704.....	43		

N/A items do not appear in index.

**T**

Temperature Probe Grommet  
2251000400 ..... 61, 81

Terminal  
00622SG ..... 13, 15, 17, 19, 21, 23, 25

Terminal Block  
430642 ..... 15, 17, 19, 21, 23, 25

Terminal Block Shield  
70333001 ..... 15, 17, 19, 21, 23, 25

Terminal Tray Cover  
F8518301 ..... 41

Thermistor  
F8538801 ..... 61, 81

Top Cover  
F8525401 ..... 41  
F8525501 ..... 41  
F8525601 ..... 41  
F8554301 ..... 41

Top Cover Hinge  
F8258601 ..... 41

Top Cover Latch  
F8201001 ..... 31, 33, 35, 37, 39

Torsion/Door Lock Spring  
F8070301 ..... 59

Transformer  
F8491101 ..... 13  
202757 ..... 13  
202758 ..... 13

Triple Lip Seal  
F8203801 ..... 63  
F8203802 ..... 63  
F8203803 ..... 63  
F8203806 ..... 63  
F8203813 ..... 63  
F8203814 ..... 63  
F8203815 ..... 63

Tubing  
F8405302 ..... 11  
F8405303 ..... 11

**U**

USB IR Interface Kit  
203346 ..... 85

**V**

Vacuum Breaker Assembly  
F8517501 ..... 69, 71, 73, 75  
F8517503 ..... 69, 71, 73, 75  
F8517504 ..... 69, 71, 73, 75

Vacuum Breaker Guard  
F8589601 ..... 69, 71, 73, 75

Valve  
F8322805 ..... 83  
F8565201 ..... 69, 71, 73, 75  
F8565202 ..... 69, 71, 73, 75

Valve Panel  
F8513101 ..... 41  
F8513201 ..... 41  
F8513301 ..... 41

N/A items do not appear in index.

**W**

Warning Label  
F8611601 ..... 9  
44324001 ..... 9

Washer  
F430339 ..... 63  
F431115 ..... 77, 79  
F431133 ..... 47, 49, 51, 53, 55, 57  
F431147 ..... 47, 49, 51, 53, 55, 57  
F431916 ..... 47, 49, 51, 53, 55, 57  
F431929 ..... 47, 49, 51, 53, 55, 57  
F8193101 ..... 59  
F8201101 ..... 31, 33, 35, 37, 39  
F8402701 ..... 61  
M400080 ..... 61  
M400081 ..... 61  
M405535 ..... 43, 45

Water Hose Kit  
F8665601 ..... 69, 71, 73, 75  
F8665602 ..... 69, 71, 73, 75  
F8665603 ..... 69, 71, 73, 75  
F8665604 ..... 69, 71, 73, 75

Water Level Pressure Switch  
F8609101 ..... 11, 81

Wire Clip  
F8449501 ..... 11, 13  
70347601 ..... 13  
70366201 ..... 11

Wire Label  
44286804 ..... 17, 21, 23

Wireless Harness  
F8520403 ..... 13  
F8520404 ..... 13  
F8674003 ..... 13  
F8674004 ..... 13

Wireless Kit  
F8662401 ..... 13  
F8662402 ..... 13  
F8676001 ..... 13  
F8676101 ..... 13

Wireless Network Control Assembly  
203532 ..... 13  
807211 ..... 13

**Y**

Y-Connector  
223/00243/00 ..... 75