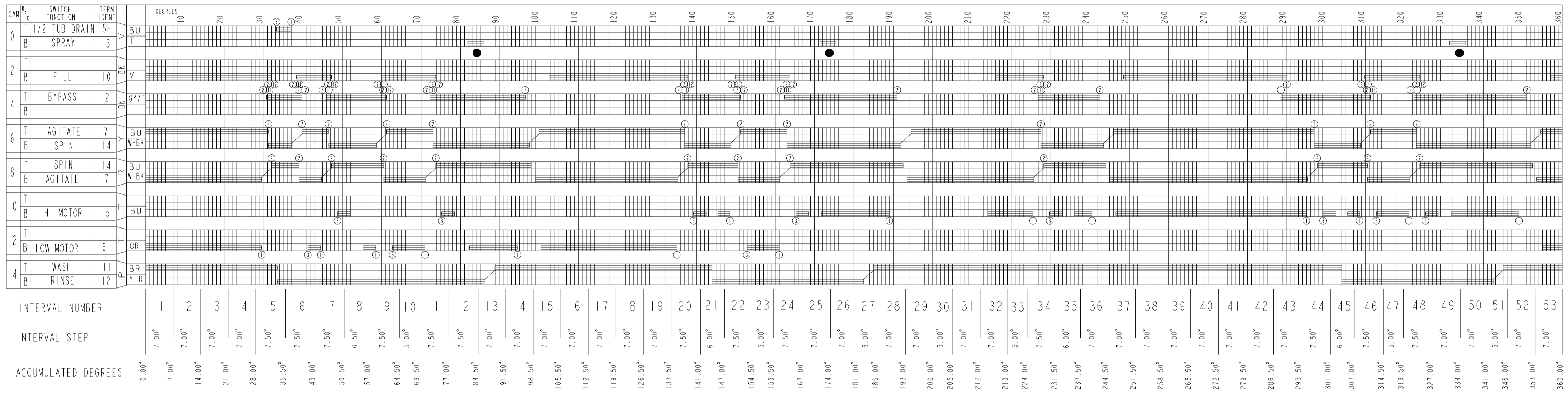
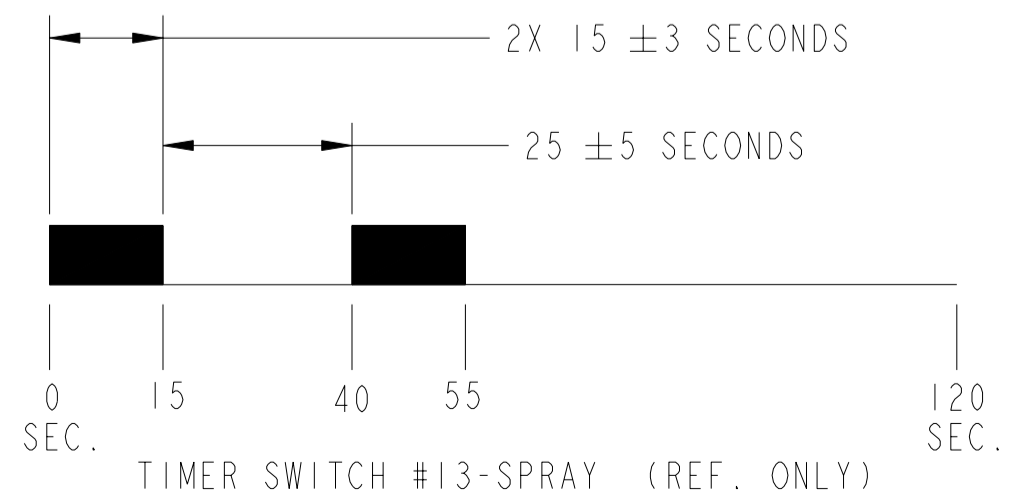


120 SECONDS PER STEP

MACHINE FUNCTION	CASUAL	QUICK	PREWASH	NORMAL
FILL-AGITATE WASH LOW				
1/2 TUB DRAIN				
COOL DOWN				
FILL AGITATE LOW				
DRAIN				
SPIN LOW				
FILL - AGITATE RINSE LOW				
DRAIN				
SPIN LOW				
OFF				
FILL - AGITATE WASH LOW				
DRAIN				
SPIN HI				
FILL - AGITATE RINSE LOW				
DRAIN				
SPIN HI				
OFF				
FILL - AGITATE WASH HI				
DRAIN				
SPIN HI				
OFF				
FILL - AGITATE WASH HI				
DRY - AGITATE				
DRAIN				
SPIN HI				
FILL - AGITATE RINSE HI				
DRAIN				
SPIN HI				
OFF				



● SUB - INTERVAL TIMING FOR FILL

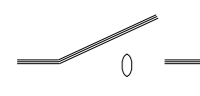






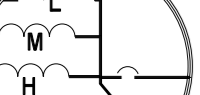

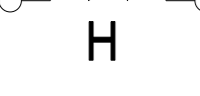












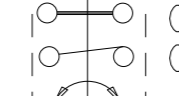
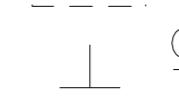
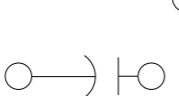




TIMER SWITCH #13-SPRAY (REF. ONLY)

LEGEND	LEGENDE	LEYENDA	LEGEND	LEGENDE	LEYENDA
1/2 TUB DRAIN	1/2 COVETTE VID	DREN DE LA TINA DEL 1/2	SWITCH FUNCTION	COMMUTEZ LA FONCTION	CAMBIE LA FUNCION
SPRAY	GICLAGE	AEROSOL	CAM	CAME	LEVA
BYPASS	DERIVATION	PUESTE	OFF	ARRET	DE
FILL	REMPLEISSAGE	LLENAN	COOL DOWN	REFROIDISSEZ	REFRESQUESE ABAJO
AGITATE	AGITER	AGITAN	SPIN LOW	ROTATION BASSE	VUELTA BAJA
SPIN	ESSORAGE	VUELTA	RINSE LOW	RINCAGE BAS	ACLARACION BAJA
HI MOTOR	MOTEUR RAPIDE	ALTO MOTOR	WASH LOW	LAVAGE BAS	COLADA BAJA
LOW MOTOR	MOTEUR BAS	BAJO MOTOR	WASH HI	LAVAGE HAUT	COLADA ALTA
WARM/COLD	CHAUDE/FROIDE	CALIENTESE/FRIO	SPIN HI	ROTATION HAUTE	VUELTA ALTA
WASH	LAVAGE	COLADA	CASUAL	OCCASIONEL	OCASIONAL
RINSE	RINCAGE	ACLARACION	QUICK	VITE	APRISA
DRAIN	VIDENT	DRENAN	NORMAL	NORMALE	NORMAL
DRY/AGITATE	SECHER/AGITER	SECO/AGITAN	TERMINAL IDENTIFIER	TERMINAL IDENTIFICATEUR	TREMINAL IDENTIFICADOR
PRE WASH	PRE LAVAGE	PRE COLADA	STEP	ETAPE	PASO DE PROGRESION
SOAK	IMBIBENT	REMOJAN	SECONDS	SECONDES	SEGUNDOS
DELICATE	SENSIBLE	DELICADO			
PERMANENT PRESS	SYNTHETIQUES	PERMANENTE PRENSA			
REGULAR	REGULIER	REGULAR			
HEAVY	LOURD	PESADO			
EXTRA RINSE	SUPPLEMENTAIRE RINCAGE	ADICIONAL ACLARACION			
MACHINE FUNCTION	FUNTION DE MACHINE	FUNCION DE LA MAQUINA			

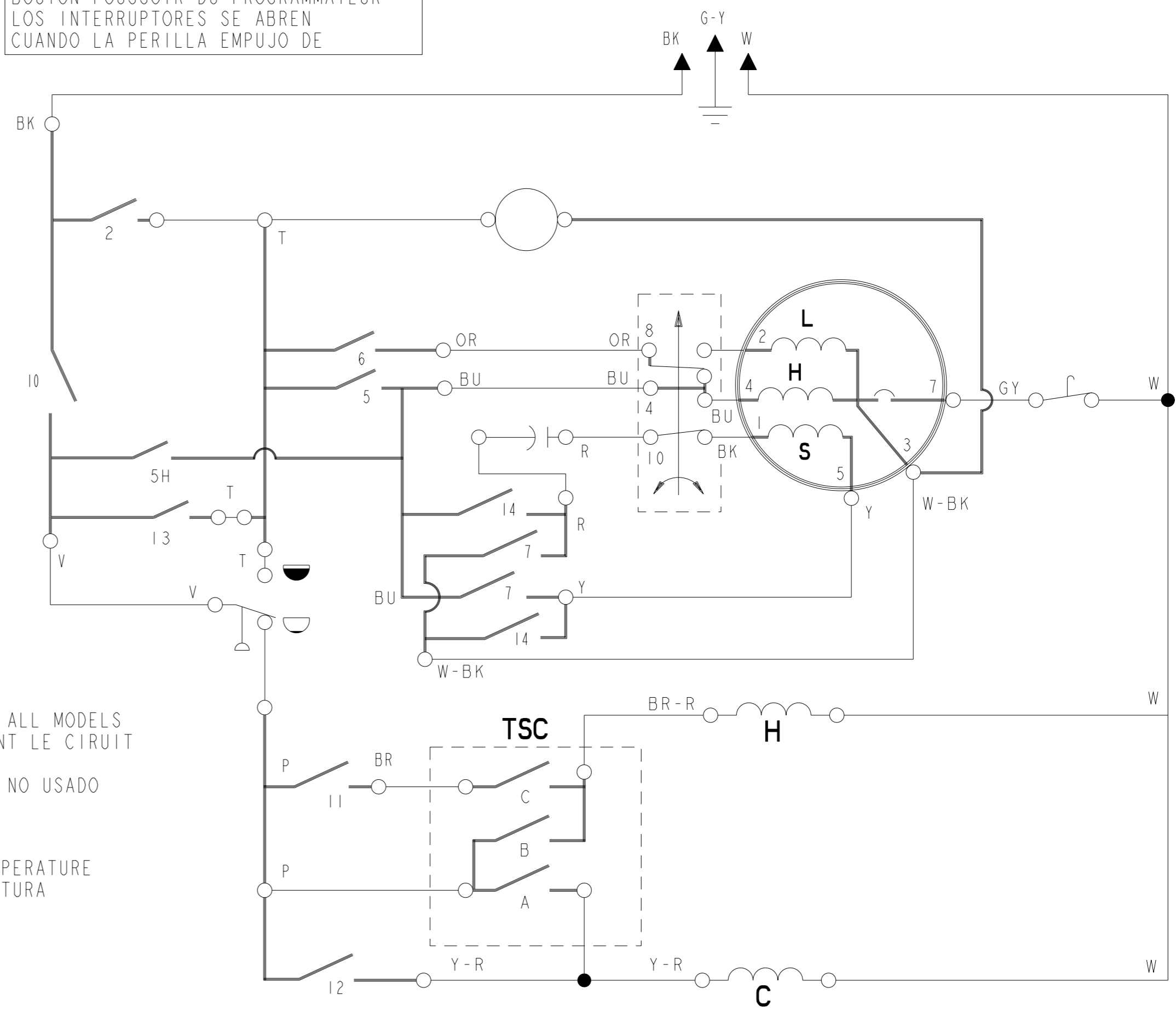
PART NO. NUMERO DE PIECE NUMERO DE PIEZA	REV REVISION REVISION
8542484	A

LEGEND / LEGENDE / LEYENDA

-  TIMER SWITCH
INT. DU PROGRAMMATEUR
INTERRUPTOR DEL TEMPORIZADOR
-  INT. COMP CONNECTION
CONNEXION INTERNE DE COMPOSANT
CONEXION INTERNO DEL COMPONENTE
-  HARNESS WIRING
FAISCEAU DE FILS
CABLEADO DEL HARNESS
-  HARNESS CONNECTION
CONNEXION DE FILS
CONEXION DEL HARNESS
-  TERMINAL CONNECTION
CONEXION DE LA BORNE
TERMINAL CONEXION
-  WASH RINSE / RINCAGE DE LAVAGE
/ ACLARACION DE LA COLADA
-  DRIVE MOTOR / MOTEUR / IMPULSOR MOTOR
-  L LOW / LENT / BAJO
-  M MEDIUM / SUPPORT / MEDIA
-  H HIGH / HAUT / ALTO
-  S START / DEMARRENT / EMPIEZAN
-  H HOT VALVE
SQUPAPE D'EAU CHAUDE
CALIENTE VALVULA
-  C COLD VALVE
SQUPAPE D'EAU FROIDE
FRIA VALVULA
-  ATC SENSOR / CAPTEUR D'ATC / SENSOR DEL ATC
-  ATC BOARD / PANNEAU D'ATC / TARJETA DEL ATC

-  WATER LEVEL SWITCH
INTERRUPTEUR NIVEAU D'EAU
INTERRUPTOR DEL NIVEL DEL AGUA
-  FULL / PLEIN / POR COMPLETO
-  EMPTY / VIDE / VACIO
-  LID SWITCH
INTERRUPTEUR DU COUVERCLE
INTERRUPTOR DE LA TAPA
-  TIMER MOTOR
MOTEUR DE LA MINUTERIE
MOTOR DEL TEMPORIZADOR
-  CENTRIFUGAL SWITCH
CONTACTEUR CENTRIFUGE
CENTRIFUGO INTERRUPTOR
-  CABINET GROUND
TERRE DU CHASSI
CABIN MOLIDA
-  CAPACITOR / CONDENSATEUR /
CONDENSADOR
-  FUSE / FUSIBLE / FUSIBLE
-  B BUZZER / VIBREUR / SENAL SONORA
-  BLEACH DISPENSE CIRCUIT NOT USED ALL MODELS
L'AGENT DE BLANCHIMENT DISTRIBUENT LE CIRUIT
NON UTILISE TOUS LES MODELES
EL BLANQUEO DISPENSA EL CIRCUITO NO USADO
TODOS LOS MODELOS
-  TSC TEMPERATURE SWITCH CHART
DIAGRAMME DE COMMUTATEUR DE LA TEMPERATURE
CARTA DE INTERRUPTOR DE LA TEMPERATURA

TIMER KNOB PUSH OFF
ALL TIMER SWITCHES OPEN
TIRE POUR MARCHE PUSSE POUR ARRETE
BOUTON-FOUSSOIR DU PROGRAMMATEUR
LOS INTERRUPTORES SE ABREN
CUANDO LA PERILLA EMPUJO DE



MANUFACTURED UNDER ONE OR MORE OF THE FOLLOWING UNITED STATES PATENTS:
 DES. 268,183 3,854,308 4,003,613 4,262,870
 3,576,117 3,856,036 4,005,882 4,268,098
 3,636,734 3,863,467 4,068,503 4,288,671
 3,681,947 3,880,188 4,118,957 4,291,556
 3,696,970 3,884,493 4,129,018 4,306,841
 3,744,418 3,939,674 4,163,457 4,324,035
 3,798,931 3,953,146 4,164,130 4,357,813
 3,798,932 3,987,508 4,174,622 4,366,902
 3,818,729 3,987,651 4,254,640 4,430,871
 3,847,812 4,000,631 4,254,641 4,432,528

CE PRODUIT EST COUVERT PAR UN DU PLUS DES BREVETS CANADIENS SUIVANTS:
 1,022,764 1,128,597 1,244,255
 1,115,977 1,131,928 1,264,080
 1,117,778 1,160,855 1,274,701
 1,121,789 1,199,201 1,287,338
 1,126,536 1,199,202 1,290,161
 1,128,596 1,237,291 1,298,988

TSC				
SWITCH COMMUTENT CAMBIAN	HC	WC	CC	# WW
	C	X	X	
B				X
A		X	X	X

NOT USED ALL MODELS
 # NON UTILISE TOUS LES MODELES
 # NO UTILIZADO TODOS LOS MODELOS